



our **power**, your **passion**

EN



Product Catalogue 2019





CORPORATE SETUP	The Emak Group	4
LOW-LEVEL ENVIRONMENTAL IMPACT WORK	Outdoor Power Equipment	6
CUTTING AND PRUNING	Battery-powered products	14
CUTTING GRASS	Chainsaws and Pruners	22
	Hedge trimmers	38
	Brushcutters	44
	Lawnmowers	74
	Flail mowers	88
TREATMENTS AND IRRIGATION	Garden Tractors	92
	Water Pumps	104
	Backpack Mistblowers	108
PREPARING THE GROWN	Backpack Sprayers	112
	Rotary Tillers	118
CLEANING	Earth Augers	122
	Blowers and Vacuum Cleaners	126
TRANSPORTING	High-pressure Washers	130
	Transporters	138
SAFETY AND ACCESSORIES	Protective Clothing	142
	Lubricant and sundry Accessories	152

Symbols

	<p>EasyOn User-friendly starting system ensures a smooth pick-up of the engine with no kickback, and limits the number of pulls required.</p>		<p>iK-GO Emak engine with electric starter running on a rechargeable battery.</p>
	<p>Decompressor The compression ratio in the cylinder reduces when the starter is pushed in, allowing the engine to be started with less effort.</p>		<p>InstartIS Briggs & Stratton engine with electric starter running on a rechargeable battery.</p>
	<p>Lateral chain tensioner This device simplifies tensioning adjustments while avoiding any contact with the chain.</p>		<p>ReadyStart System that automatically detects the engine temperature and feeds the optimal quantity of fuel to the carburettor. No need for primer or closing of the choke.</p>
	<p>OnBoard Clutch Reduces the risk of the clutch jamming and simplifies routine maintenance while also making for easier chain replacements.</p>		<p>3-cutting device Versatile cutting system that includes mulching, pick-up and deflector for rear discharge rear discharge (optional).</p>
	<p>Vib Cut An antivibration system that isolates the engine from the handles and the body of the machine, considerably reducing the vibrations transmitted to the user during operation so as to guarantee maximum comfort and easy handling.</p>		<p>4-cutting device Versatile cutting system that includes mulching, collection and side discharge as standard, with optional deflector for rear discharge.</p>
	<p>SRS Safety Release System Innovative quick release system allowing the operator to step away from the machine in an instant, for maximum protection and safety.</p>		<p>Deck Wash Quick-fit connector for washing the cutting deck after use. Convenient and practical, it helps keep the deck in tip-top condition at all times.</p>
	<p>4-Stroke Four-stroke engines that reduce unburned hydrocarbon emissions by up to 85% and nitrogen oxide emissions by up to 65%. Tilttable through 360°, they run smoothly in any position.</p>		<p>Power Sharp Practical system that enables the chain to be sharpened in just 5 seconds without the use of tools. Simply attach the sharpening stone device onto the guide bar and operate the chain saw at maximum speed, pressing hard against the device for several seconds.</p>
	<p>AlwaysOn On/off switch that returns automatically to the "on" position after each stop, thus eliminating the risk of flooding the carburettor.</p>		<p>Premium Safety A complete line of protective work clothing. Ensures maximum safety without restricting movement.</p>
	<p>PlusCut Multifunction lawnmowers with collection or mulching system (in mulching operation the grass cuttings are finely shredded and distributed over the lawn surface where they decompose rapidly to become an efficient natural fertiliser).</p>		<p>Original accessories and spare parts Quality mark identifying original Emak parts and accessories. Designed to the most stringent quality standards, these items guarantee smoother operation of the machine and longer service life.</p>

Our Vision

"Innovative solutions for the best customer value"

We aim to operate as one of the world's foremost players in the development, production and distribution of machines, components and accessories for gardening, agriculture, forestry and industry, with an offering of innovative products and services designed to make the work of our clients in the consumer and professional markets efficient and enjoyable, guaranteeing that they always receive the highest possible value.



Structure

The **Emak Group** is active in the development, production and worldwide sale of an extensive range of products for three business segments:

Outdoor Power Equipment

- products for gardening, forestry and agriculture, including brushcutters, lawnmowers, garden tractors, chainsaws, rotary tillers and rotary cultivators.

Pumps and High Pressure Water Jetting

- products for agriculture, including centrifugal and diaphragm pumps for crop spraying and weed control;
- products for industry, including pumps for industrial applications and high and very-high pressure systems;
- products for cleaning, namely professional and semiprofessional high-pressure washers, floor scrubber-dryers and vacuum sweepers.

Components and Accessories

- products such as trimmer line and line heads for brushcutters, accessories for chainsaws, guns, valves and nozzles for high-pressure washers and for agricultural applications, plus precision farming products (sensors and computers).

The group has approximately **2,000 employees** overall and generates annual sales of more than **EUR 400 million**.



Divisions and Product Range

Outdoor Power Equipment



Product range



Pumps and High Pressure Water Jetting



Product range



Components and Accessories

Product range



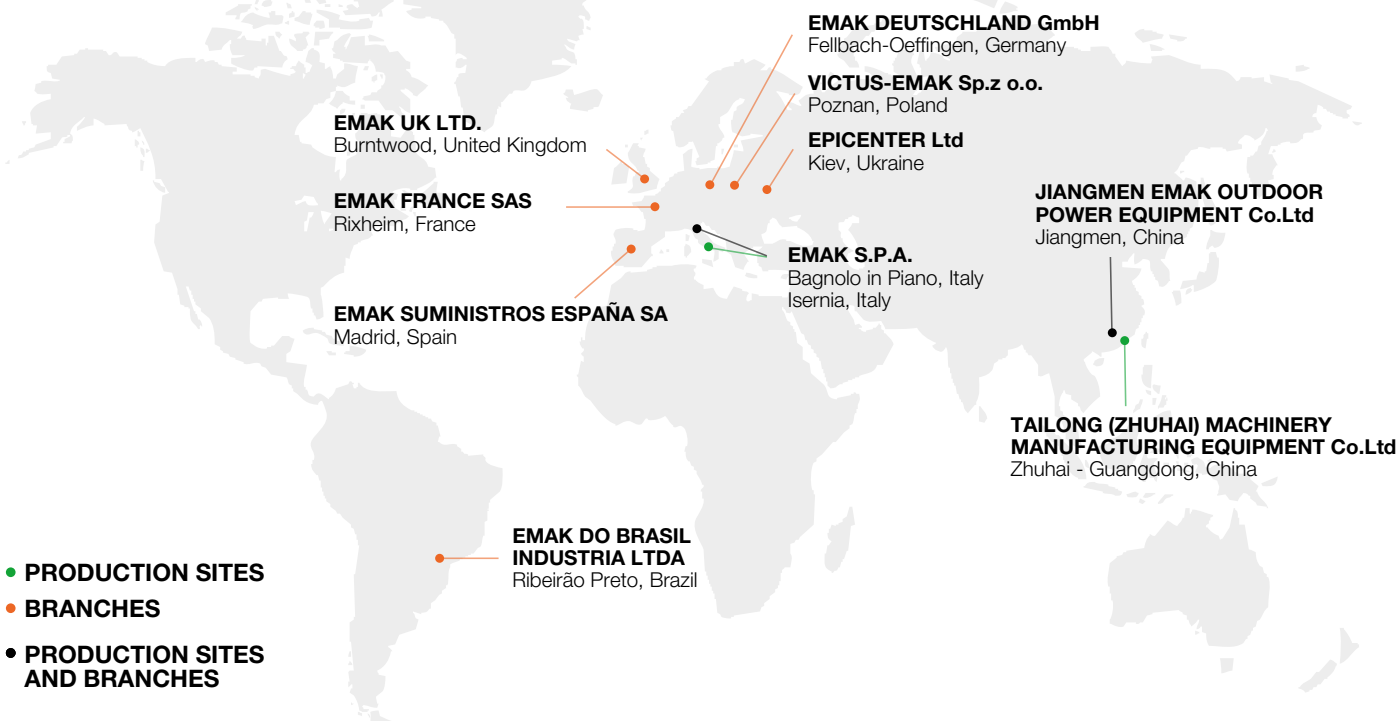
Our Passion

Emak's green ethos is made up of **certainty**, **innovation** and **completeness**. Our green credentials are based on **care**, **respect**, **passion** and **design focus**. That's why, with our **Efco**, **Oleo-Mac**, **Bertolini** and **Nibbi** brands, **Emak** stands as a benchmark in groundcare and garden maintenance for professionals and amateurs alike. A **passion** that has been **all-Italian** for more than 50 years. There's an **Emak** for everyone.



Structure

Emak operates in the **Outdoor Power Equipment** segment through **10** companies engaged in the development, production and sale of **products for gardening and forestry, and small agricultural machines**, including brushcutters, lawnmowers, garden tractors, chainsaws, rotary tillers and rotary cultivators.



Facts and Figures

4	brands
4	production units
8	foreign sales branches
~800	personnel
~170	€ mln sales
150	distributors
115	countries served
22	product families
250	models



Outdoor Power Equipment

Certifications

Yes, we care.


We were the world's first company in our field to obtain certifications in three crucial areas of business sustainability:

- **Ethics**
- **Environment**
- **Quality**

We care

Certified Quality Ethics Environment

Products and Accessories Range



Gardening, farming and forestry tools for home users and professionals. **Efco** covers all shades of green. With different models to meet each user's needs but all sharing the same exceptional quality standards in terms of performance, reliability, comfort and safety.

The accessories range is offered as an extension and completion of the product range. Ergonomics, quality and styling are essential ingredients of the development of **Efco's** products: primarily designed to meet the needs of professionals whilst also taking care of the requirements of less expert users who insist on the very best. A truly comprehensive range of superb quality products at highly competitive prices – that's the **Efco** formula.

Home-plus



Home-plus

A range of machines aimed at the home user, for tidying and cleaning the garden, cutting hedges and small trunks or stems, and DIY jobs in general. Characterized by lightweight and compact construction, to make the task of the operator that much simpler. Easy to start, easy to use, easy to maintain: these are the ideal tools for getting things done quickly and neatly around the home.

Tough-tech



Tough-tech

Solid and dependable, these are machines designed for heavy and frequent use in countryside environments: clearing overgrown and uncultivated areas, pruning and cutting firewood, crop irrigation and disinfestation tasks. Designed adopting solutions certain to ensure high work rates and maximum durability over time.

Sharp-pro



Sharp-pro

No-nonsense everyday tools for the busy professional, these are machines that stand out for the toughness of their components, their high performance and their matchless long-term durability. Specific materials used in construction guarantee unwavering quality even when tackling the most severe and lengthy of tasks, like forestry work and the clearance of uncultivated areas or scrub and undergrowth.



Battery-powered products

Battery-powered Chainsaws MTi 30	16
Battery-powered Hedgetrimmers TGi 45	16
Battery-powered Brushcutters DSi 30	17
Battery-powered Blowers SAi 60	17
Battery-powered Lawnmowers LRi 44 P	18
LRi 48 P	18
LRi 48 T	18

Chainsaws and Pruners

H series medium power petrol engine Chainsaws MTH 510 / MTH 5100	27
MTH 560 / MTH 5600	27
Professional petrol engine Chainsaws MT 6510	28

Hedgetrimmers

Professional petrol engine Hedgetrimmers TG 2460 P	41
TG 2470 P	41
TGS 2470 P	41

Brushcutters

H series medium power petrol engine Brushcutters DSH 4000 S	53
DSH 400 T / DSH 4000 T	53
DSH 400 BP / DSH 4000 BP	53

Lawnmowers

COMFORT PLUS self-propelled Lawnmowers LR 48 TKE COMFORT PLUS	79
LR 53 TKE COMFORT PLUS	80
ALLROAD PLUS 4 self-propelled Lawnmowers LR 48 TKE ALLROAD PLUS 4	81

Garden Tractors

Rear-discharge Garden Tractors EF 93/16 K	97
EF 93/16,5	97
EF 103/16 K	97
EF 103/21	97
EF 103/22 V	98
EF 123/22 V	98

Backpack Mistblowers

AT 9000	110
---------	-----

Rotary Tillers

Compact Rotary Tillers MZ 2055 K	120
Medium power Rotary Tillers MZ 2075 RKS	120
MZ 2098 RKS	120

Blowers and Vacuum Cleaners

Backpack Blowers SA 9010	129
-----------------------------	-----

LOW-LEVEL ENVIRONMENTAL IMPACT WORK	CUTTING WOOD FOR FIREPLACES, SMALL PRUNING, DIY JOBS WITH A BATTERY-POWERED CHAINSAW	Battery-powered products
	CUTTING HEDGES WITH SMALL STEMS WITH A BATTERY-POWERED HEDGETRIMMER	
	FINISHING THE LAWN ON SMALL AND FLAT GROUND WITH A BATTERY-POWERED BRUSHCUTTER	
	CLEAR LEAVES WITH A BATTERY-POWERED BLOWER	
	CUTTING THE GARDEN LAWN WITH A BATTERY-POWERED LAWNMOWER	
CUTTING AND PRUNING	CUTTING WOOD FOR FIREPLACES, SMALL PRUNINGS, DIY JOBS	Chainsaws and Pruners
	LIMBING UP, CUTTING OF SMALL PLANTS AND FIREWOOD	
	CUTTING DOWN AND CUTTING UP LARGE TREES	
	PRUNING TREES	Hedgetrimmers
	CUTTING HEDGES WITH SMALL STEMS	
	CUTTING LARGE HEDGES WITH DENSE VEGETATION	
CUTTING GRASS	FINISHING OFF THE LAWN ON SMALL AND FLAT GROUND	Brushcutters
	FINISHING OFF THE LAWN ON LARGE TRACTS OF LAND	
	FINISHING OFF THE LAWN ON WIDE AND DISCORDANT TERRAIN	
	CUTTING RUSHES, CLEANING THE UNDERGROWTH	
	CUTTING THE GARDEN LAWN	Lawnmowers
	TRIMMING AND MOWING GRASS, WEEDS, INVASIVE VEGETATION	
	CUTTING THE LAWN GRASS ON A LARGE SCALE	Garden Tractors
TREATMENTS AND IRRIGATION	IRRIGATING PLANTS, VINEYARDS, ORCHARDS	Water Pumps
	DISINFESTING PLANTS, VINEYARDS, ORCHARDS	Backpack Mistblowers
	SPRAYING PLANTS, VINEYARDS, ORCHARDS	Backpack Sprayers
PREPARING THE GROWN	SOWING AND CULTIVATING	Rotary Tillers
	DRILLING THE SOIL	Earth Augers
CLEANING	BLOWING AND COLLECTING LEAVES	Blowers and Vacuum Cleaners
	BLOWING OLIVES, HAZELNUTS	
	WASHING THE CAR, WASHING THE OUTSIDE FLOORING	High-pressure Washers
TRANSPORTING	TRANSPORTING LOADS, WOOD, SOIL	Transporters

Battery-powered Chainsaws

Battery-powered Hedgetrimmers

Battery-powered Brushcutters

Battery-powered Blowers

Battery-powered Lawnmowers

Electric Chainsaws

Battery-powered Chainsaws

Compact petrol engine Chainsaws

Medium power petrol engine Chainsaws

H series medium power petrol engine Chainsaws

Professional petrol engine Chainsaws

Petrol engine pruning Chainsaws

Telescopic pruners

Electric Hedgetrimmers

Battery-powered Hedgetrimmers

Professional petrol engine Hedgetrimmers

Petrol engine shaft Hedgetrimmers

Electric Trimmers

Battery-powered Brushcutters

Lightweight Brushcutters

Multifunction petrol engine Brushcutters

4-stroke petrol engine Brushcutters

Medium power petrol engine Brushcutters

H series medium power petrol engine Brushcutters

Professional petrol engine Brushcutters

Backpack petrol engine Brushcutters

Electric Lawnmowers

Battery-powered Lawnmowers

COMFORT PLUS push-type Lawnmowers

COMFORT PLUS self-propelled Lawnmowers

ALLROAD PLUS 4 self-propelled
Lawnmowers

ALLROAD EXA 4 self-propelled Lawnmowers

ALLROAD ALUMINIUM self-propelled
Lawnmowers

ALUMINIUM PRO self-propelled Lawnmowers

MR 55 self-propelled professional Lawnmowers

Professional Flail mowers

Rider Mowers

Side-discharge Garden Tractors

Rear-discharge Garden Tractors

Professional all-terrain Garden Tractors

Self-priming Water Pumps

Not self-priming Water Pumps

Backpack Mistblowers

Backpack Sprayers

Compact Rotary Tillers

Medium power Rotary Tillers

Medium power Earth Augers

Battery-powered Blowers

Handheld Blowers and Vacuum Cleaners

Backpack Blowers

Cold water High-pressure Washers

Hot water High-pressure Washers

Compact Transporters

Professional Transporters





Low-level environmental impact work

Battery-powered products

CUTTING WOOD FOR FIREPLACES, SMALL PRUNING, DIY JOBS WITH A BATTERY-POWERED CHAINSAW



CUTTING HEDGES WITH SMALL STEMS WITH A BATTERY-POWERED HEDGETRIMMER



FINISHING THE LAWN ON SMALL AND FLAT GROUND WITH A BATTERY POWERED BRUSHCUTTER



CLEAR LEAVES WITH A BATTERY-POWERED BLOWER



CUTTING THE GARDEN LAWN WITH A BATTERY-POWERED LAWNMOWER



The evolution of eco-friendly tools: quiet, practical and versatile.

Technology and comfort

The **Efco** battery-powered range constitutes the evolution of DIY gardening power tools. These tools combine efficiency and performance akin to that of their medium power petrol engine counterparts, with the practicality and ease of use typical of a battery-powered tool. Switching to **Efco** battery-powered products removes the hassle of preparing fuel/oil mixture, making sure it doesn't deteriorate, and dealing with oil and fuel spills. The battery used is a high-tech device, compatible with a huge number of charging cycles equivalent to many years of use, whether fully charged or partially charged. The battery is also completely interchangeable, functioning like an energy store that's always ready for use with any application in the range. Finally, **Efco** battery-powered tools deliver the all-important guarantee of environmental respect, thanks to the absence of combustible fuel and the elimination of noise pollution. The attractive styling of **Efco** battery-powered products makes them absolutely unique and iconic in the field of garden maintenance equipment.



1 Exterior mounted battery to reduce structural bulk without reducing ruggedness or increasing weight.

2 Machines designed for optimal balance and minimal operator fatigue.



3 Fully interchangeable batteries rated 2.5 or 5 Ah, compatible with all applications in the range.

4 High quality blades for high precision cutting without damaging the plant.



5 Oregon 12" guide bar. Automatic chain lubrication system. Knob system for fast chain adjustment system without requiring tools.

6 Easy refill Load&Go head with 2 mm diameter low noise line.



7 Adjustable speed blower to provide exactly the right power for the job in hand.

8 Steel deck lawnmower, cutting diameter of 41 or 46 cm, with facility to operate also with a double battery for the utmost flexibility and to mow areas of up to 1000 m².



Guide to selection

		HOME	COUNTRYSIDE
CUTTING WOOD FOR FIREPLACES, SMALL PRUNING, DIY JOBS WITH A BATTERY-POWERED CHAINSAW	Battery-powered Chainsaws	MTi 30	
CUTTING HEDGES WITH SMALL STEMS WITH A BATTERY-POWERED HEDGETRIMMER	Battery-powered Hedgetrimmers	TGi 45	
FINISHING THE LAWN ON SMALL AND FLAT GROUND WITH A BATTERY-POWERED BRUSHCUTTER	Battery-powered Brushcutters	DSi 30	
CLEAR LEAVES WITH A BATTERY-POWERED BLOWER	Battery-powered Blowers	SAi 60	
CUTTING THE GARDEN LAWN WITH A BATTERY-POWERED LAWNMOWER	Battery-powered Lawnmowers	LRi 44 P LRi 48 P LRi 48 T	

Proper maintenance

- Keep batteries away from heat sources and out of reach of children.
- Once the required charge level has been reached, unplug the charger from the mains outlet.
- Ensure the battery compartment is clean. Make sure the compartment is free of obstructions before fitting the battery.

battery-powered chainsaw

- Check the chain brake lever and replace it if necessary (chainsaw).
- Check the chain oil level and ensure the reservoir is full.
- Check correct chain tensioning and secure fastening of the guide bar to the tool body.

battery-powered hedgetrimmer

- Periodically check the blade to ensure it is sharp.
- Clean and oil the blades to avoid a reduction in cutting capacity and running time due to the build-up of residual material and dirt.

battery-powered brushcutter

- Periodically check the line head filling level to ensure you have sufficient line for your cutting requirements.
- Keep the line head and guard clean to prevent clumps of dry grass from interfering with operation of the tool.

battery-powered blower

- Check that the blower tube is correctly inserted and free of obstructions.
- Make sure the rear air vents are unobstructed.

battery-powered lawnmower

- Periodically check the blade to ensure it is sharp
- Check that the duct carrying the cuttings to the grass catcher is not clogged with dry grass.
- Make sure the battery housings are unobstructed and clean.

Battery-powered Chainsaws

The cordless battery-powered chainsaw is the perfect tool for pruning, cutting branches and small and medium-sized firewood. The battery-powered chainsaw stands out for its compact and ergonomic design for more comfortable use of the tool. Equipped with a top notch Oregon cutting tool with high-strength thin chain for optimal penetration, the **MTi 30** battery-powered chainsaw is ideal for DIY duties, eliminating the exhaust fumes and noise of a petrol engine tool with no compromise in terms of performance and reliability.



MTi 30

Motor type	Brushless
Voltage	40 V
Operating batteries	Bi 2,5 EF / Bi 5,0 EF
Maximum motor power	800 W
Bar type	Oregon, sprocket-nose
Bar length	30 cm / 12"
Chain pitch	3/8" x .050"
Chain speed	16 m/s
Oiler	automatic/zero oil flow with motor stopped
Oil reservoir capacity	0.2 l
Chain tensioner	tool-free, knob system
Running time, light use	30' (2.5 Ah) / 60' (5.0 Ah)
Running time, intensive use	15' (2.5 Ah) / 30' (5.0 Ah)
Weight without battery	3.3 Kg
Charging time	110' (2.5 Ah) / 220' (5.0 Ah)

* available from spring 2019.



Battery-powered Hedgetrimmers

The freedom of movement allowed by the absence of a power cable makes battery-powered hedgetrimmers ideal for duties around the garden. Equipped with high quality laser-treated blades to ensure high cutting precision without damaging vegetation, battery-powered hedgetrimmers are the perfect solution thanks to their ergonomic design and total absence of exhaust emissions. The rugged gearbox ensures reliability and long life, while the batteries provide up to 2 hours of continuous operation so that jobs can be completed on a single charge.



TGi 45

Motor type	Brush
Voltage	40 V
Operating batteries	Bi 2,5 EF / Bi 5,0 EF
Maximum motor power	340 W
Blade type	dual action
Blade length	45 cm
Blade tooth spacing	20 mm
Sound pressure/power level	82.7/92,2 dB(A)
Lh/rh vibration level	< 2.5 m/s ²
Running time, light use	60' (2.5 Ah) / 120' (5.0 Ah)
Running time, intensive use	45' (2.5 Ah) / 90' (5.0 Ah)
Weight without battery	3.0 Kg
Charging time	110' (2.5 Ah) / 220' (5.0 Ah)



Battery-powered Brushcutters

The **DSi 30** is an irreplaceable tool for working around the garden. Combines the low weight and ease of use typical of battery powered tools with the practicality of a Load&Go line head, easily refillable without the use of tools. Performance is fully comparable with that of a medium power petrol engine brushcutter, with 30 cm cutting diameter and 2 mm diameter "Pro-Silent" line.



DSi 30

Motor type	Brush
Voltage	40 V
Operating batteries	Bi 2,5 EF / Bi 5,0 EF
Maximum motor power	340 W
Cutting diameter	30 cm
Cutting equipment	103 mm dia. Load&Go line head with 2 mm dia. nylon line
Handle	single, adjustable
Sound pressure/power level	81/94.1 dB(A)
Lh/rh vibration level	< 2.5 m/s ²
Running time, light use	30' (2.5 Ah) / 60' (5.0 Ah)
Running time, intensive use	20' (2.5 Ah) / 40' (5.0 Ah)
Weight without battery	2.9 Kg
Charging time	110' (2.5 Ah) / 220' (5.0 Ah)



Battery-powered Blowers

With the leaf blower having become an essential piece of equipment for clearing work in the yard and garden, the **SAi 60** is the most modern and practical version thanks to its battery operation, ideal power output for various duties, and air velocity control.



SAi 60

Motor type	Brushless
Voltage	40V
Operating batteries	Bi 2,5 EF / Bi 5,0 EF
Maximum motor power	620 W
Max outlet air velocity	40 m/s
Adjustable air velocity	yes, specific command (roller)
Sound pressure/power level	81/94.1 dB(A)
Vibration level	< 2.5 m/s ²
Running time, maximum speed	15' (2.5 Ah) / 30' (5.0 Ah)
Running time, minimum speed	40' (2.5 Ah) / 90' (5.0 Ah)
Weight without battery	3.3 Kg
Charging time	110' (2.5 Ah) / 220' (5.0 Ah)



Battery-powered Lawnmowers

The transition to a battery power source has produced significant benefits also for lawnmowers, leaving little to be desired with respect to classic petrol engine machines. With the **LRI 44** and **LRI 48**, this latter model available also in a self-propelled version, mowing duties benefit from ease of use, reduced noise levels and the complete elimination of exhaust gas. The need to empty the fuel tank to prepare for winter storage, replace the spark plug, clean the air filter, and the possible deterioration of stored fuel-oil mixture are nothing more than a distant memory with a modern battery-powered motor, with all the power needed to ensure high performance levels. The **LRI 44** and **LRI 48** are both equipped with a double battery housing, making it possible to extend running time with up to two 5 Ah batteries to tackle larger mowing surface areas. Both machines feature a steel deck, with centralised cutting height adjustment, generously sized grass catcher and, for **LRI 48** models, 4 in 1 cutting function, for cutting without pick-up, with mulching system or side discharge.



	 LRI 44 P	 LRI 48 P	 LRI 48 T
Motor type	Brushless	Brushless	Brushless
Voltage	40 V	40 V	40 V
Max no. of batteries	up to 2	up to 2	up to 2
Operating batteries	Bi 2,5 EF / Bi 5,0 EF	Bi 5,0 EF	Bi 5,0 EF
Maximum motor power	750 W	1250 W	1250 W
Deck material	steel	steel	steel
Propulsion	push-type	push-type	self-propelled
Cutting diameter	41 cm	46 cm	46 cm
Cutting height	from 28 to 75 mm	from 28 to 75 mm	from 28 to 75 mm
Grass catcher capacity	70 l	70 l	70 l
Mulching mode	no	yes	yes
Side discharge	no	yes	yes
Operation without grass catcher	yes	yes	yes
Wheels diameter	200/200 mm	200/280 mm	200/280 mm
Sound pressure / power level	80/91.6 dB(A)	80/91.6 dB(A)	80/91.6 dB(A)
Lh/rh vibration level	< 2.5 m/s ²	< 2.5 m/s ²	< 2.5 m/s ²
Running time			
AREA 1 x 2.5 Ah	≤ 200 m ²	-	-
AREA 2 x 2.5 Ah	≤ 400 m ²	-	-
AREA 1 x 5.0 Ah	≤ 400 m ²	≤ 600 m ²	≤ 500 m ²
AREA 2 x 5.0 Ah	≤ 800 m ²	≤ 1200 m ²	≤ 1000 m ²
Weight without batteries	23 Kg	27 Kg	29 Kg
Charging time	110' (2.5 Ah) / 220' (5.0 Ah)	110' (2.5 Ah) / 220' (5.0 Ah)	110' (2.5 Ah) / 220' (5.0 Ah)

available from spring 2019.

** available from summer 2019.

** available from summer 2019.

Bi Batteries

The **Efco** range of batteries comprises two power ratings: 2.5 and 5 Ah, both of which are the same dimensions and perfectly interchangeable in all applications.



	Bi 2,5 EF	Bi 5,0 EF
Charging time	110 min	220 min
Voltage	40 V	40 V
Current	2.5 Ah	5 Ah
Technology	Lithium Ion cells	Lithium Ion cells
Charge levels	4 LEDs	4 LEDs
Weight	0.7 Kg	1.3 Kg

* cannot be used on the **LRI 48** lawnmower.

CRG Battery chargers

For charging **Bi 2,5 EF** and **Bi 5,0 EF** batteries and keeping them in perfect condition. Use of the latest electronics means batteries are charged in complete safety to maximise their working life and minimise mains power consumption. The batteries feature a sturdy ABS body to protect them from accidental impact. In addition, the **CRG** battery charger body is designed so it can be hung on a wall.





Cutting and pruning

Chainsaws and Pruners

■ CUTTING WOOD FOR FIREPLACES, SMALL PRUNINGS, DIY JOBS

■ LIMBING UP, CUTTING OF SMALL PLANTS AND FIREWOOD

■ CUTTING DOWN AND CUTTING UP LARGE TREES

■ PRUNING TREES



Hedgetrimmers

■ CUTTING HEDGES WITH SMALL STEMS


■ CUTTING LARGE HEDGES WITH DENSE VEGETATION



Powerful, versatile and easy to use: your indispensable helpmates for cutting and pruning.

Technology and comfort

Pruning, felling, limbing and DIY: there's an **Efco** chainsaw to meet the needs of every task, whether in the garden or in the woods. Albeit with different characteristics, all the models share quality, ease of use and maintenance, and reliable top performance. Top-quality bars and chains ensure clean and accurate cuts, without damaging the vegetation. Even in the event of prolonged use, our chainsaws offer superior performance and maximum efficiency thanks to the low fuel consumption and smooth and constant engine torque. The high standards of technical equipment fitted as standard ensure the maximum safety which, in the electric models, is attested to by our international certifications, including GS and IMQ.



1 The cylinder of model **MT 4510** allows exhaust gas recirculation and is optimized to allow appreciable reductions of fuel consumption.

2 The “EasyOn” starting system ensures any user can set the machine running simply and effortlessly, with a minimal number of pulls on the cord (**MT 3710, MT 4110, MT 4510, MTT 2500, MTT 3600**).

3 The “Primer” facilitates starting even in the harshest climates (**MT 3500 S, MT 3710, MT 4110, MT 4510, 147, MT 5200, 156, 162, MTT 2500, MTT 3600**).

4 Chain tensioning by means of a simple knob, without the use of tools (**MTi 30**).

5 “AlwaysOn” switch: rapid engine stopping and, thanks to the autoreset function, always ready to restart (**MTT 2500, MTT 3600**).

6 “OnBoard” clutch: quick installation of cutting tool, cleaner clutch for constant performance through time (**MT 3500 S, MT 6500, MTT 2500, MTT 3600**).

7 Fuel tank with externally visible level; easy management of refueling intervals (**MT 3710, MT 4110, MT 4510**).

8 Aluminium oil pump: ensures zero flow with engine idling and long, durable service.



Guide to selection

		HOME	COUNTRYSIDE	WOODLAND	URBAN
CUTTING WOOD FOR FIREPLACES, SMALL PRUNINGS, DIY JOBS	Electric Chainsaws	MT 2000 E			
	Battery-powered Chainsaws	MTi 30			
LIMBING UP, CUTTING OF SMALL PLANTS AND FIREWOOD	Compact petrol engine Chainsaws	MT 350 S / MT 3500 S MT 371 / MT 3710 MT 411 / MT 4110			
	Medium power petrol engine Chainsaws	MT 451 / MT 4510 147 152 / MT 5200			
	H series medium power petrol engine Chainsaws	MTH 510 / MTH 5100 MTH 560 / MTH 5600			
CUTTING DOWN AND CUTTING UP LARGE TREES	Professional petrol engine Chainsaws			156 / 162 MT 6500 / MT 6510 MT 7200	
PRUNING TREES	Petrol engine pruning Chainsaws	MTT 2500 MTT 3600			
	Telescopic Pruners	PTX 2710			

Proper maintenance

- After every 10 hours of operation, remove the cover and clean the **air filter**, replace if damaged or excessively soiled.
- Check the condition of the **fuel filter** periodically.
- Clean the **cylinder fins** periodically by brushing, or blasting with compressed air.
- Inspect and clean the **spark plug** periodically.
- Check the **electrode gap** periodically.
- After every 30 hours of operation, remove the screw on the bevel drive and check the **grease level** (pruner).
- Check and, if necessary, replace the **chain safety stop** (chainsaw).
- Turn the guide bar and make sure that the **lubrication holes** are free from impurities (chainsaw).

Electric Chainsaws

Electric chainsaws are the ideal tool for quick and easy jobs around the home and minor pruning tasks: from cutting firewood for stoves and fireplaces to pruning trees around the garden and DIY activities. Model **MT 2000 E** model is a compact, extremely easy to handle chainsaw, with an easy starting procedure and minimal maintenance requirements: it's the perfect combination of superior performance and practicality.



MT 2000 E

Power	2.0 kW
Voltage/Frequency	230 V / 50 Hz
Bar length (nose)	41 cm/16" (sprocket)
Chain (pitch x gauge)	3/8" x .050"
Oil pump	automatic/zero oil flow with engine stopped
Oil tank capacity	0.35 L
Sound pressure/power level	84.3/106.5 dB(A)
Lh/rh vibration level	3.9/4.4 m/s ²
Dry weight without bar and chain	4.4 Kg



Battery-powered Chainsaws

The cordless battery-powered chainsaw is the perfect tool for pruning, cutting branches and small and medium-sized firewood. The battery-powered chainsaw stands out for its compact and ergonomic design for more comfortable use of the tool. Equipped with a top notch Oregon cutting tool with high-strength thin chain for optimal penetration, the **MTi 30** battery-powered chainsaw is ideal for DIY duties, eliminating the exhaust fumes and noise of a petrol engine tool with no compromise in terms of performance and reliability.



MTi 30

Motor type	Brushless
Voltage	40 V
Operating batteries	Bi 2,5 EF / Bi 5,0 EF
Maximum motor power	800 W
Bar type	Oregon, sprocket-nose
Bar length	30 cm / 12"
Chain pitch	3/8" x .050"
Chain speed	16 m/s
Oiler	automatic/zero oil flow with motor stopped
Oil reservoir capacity	0.2 l
Chain tensioner	tool-free, knob system
Running time, light use	30' (2.5 Ah) / 60' (5.0 Ah)
Running time, intensive use	15' (2.5 Ah) / 30' (5.0 Ah)
Weight without battery	3.3 Kg
Charging time	110' (2.5 Ah) / 220' (5.0 Ah)



* available from spring 2019.

Compact petrol engine Chainsaws

The compact chainsaws are designed incorporating the technology used in higher power models: they guarantee performance at the top of their category, ensuring the maximum efficiency and minimum expenditure of time and energy. Occasional minor pruning tasks or cutting small diameter firewood can be carried out using practical and easy-to-use tools. The devices specifically designed for incorporation on these models make for extremely practical use and routine maintenance.



MT 350 S

MT 371

MT 3500 S

MT 3710

Power/Displacement	2.0 HP – 1.5 kW/38.9 cm ³	2.4 HP - 1.8 kW/35.2 cm ³
Bar length (nose)	35 - 41 cm/14" – 16" (sprocket)	35-41 cm/14"-16" (sprocket)
Chain (pitch x gauge)	3/8" x .050"	3/8" x .050" Special
Oil pump	automatic/zero flow rate at idle speed	automatic/zero flow rate at idle speed
Oil/fuel tank capacity	0.26 L/0.36 L	0.22 L/0.32 L
Sound pressure/power level	99.6/110.4 dB(A)	100.4/110.9 dB(A)
Lh/rh vibration level	6.0/6.7 m/s ²	5.2/6.5 m/s ²
Dry weight without bar and chain	4.6 Kg	4.3 Kg



MT 411

MT 4110

Power/Displacement	2.6 HP - 1.9 kW/39.0 cm ³
Bar length (nose)	41 cm/16" (sprocket)
Chain (pitch x gauge)	3/8" x .050" Special .325" x .050" Microlite
Oil pump	automatic/adjustable/ zero flow rate at idle speed
Oil/fuel tank capacity	0.22 L/0.32 L
Sound pressure/power level	100.2/111.2 dB(A)
Lh/rh vibration level	5.1/5.9 (3/8") 4.6/5.2 (.325")
Dry weight without bar and chain	4.4 Kg

Medium power petrol engine Chainsaws

The medium power petrol engine chainsaws are sufficiently compact for intensive use and compatible with frequent use. Designed to accommodate the needs of the most demanding users on farmland, woodland, as well as in the garden. The versatility combined with an excellent power-weight ratio guarantee optimal cutting performance in all types of applications, such as limbing, pruning and cutting of medium-size trunks. These chainsaws are designed to offer exceptional performance for demanding tasks, from gardening to agriculture.


MT 451
147
MT 4510

Power/Displacement	2.9 HP - 2.1 kW/42.9 cm ³	3.1 HP - 2.3 kW/45 cm ³
Bar length (nose)	41-46 cm/16"-18" (sprocket - microlite)	41-46 cm/16"-18" (sprocket)
Chain (pitch x gauge)	.325" x .050"	.325" x .058"
Oil pump	automatic/adjustable/ zero flow rate at idle speed	automatic/adjustable/ zero flow rate at idle speed
Oil/fuel tank capacity	0.22 L/0.32 L	0.27 L/0.5 L
Sound pressure/power level	103/114 dB(A)	101/110.5 dB(A)
Lh/rh vibration level	4.3/4.8 m/s ²	5.5/6.0 m/s ²
Dry weight without bar and chain	4.5 Kg	5.2 Kg


152
MT 5200

Power/Displacement	3.4 HP - 2.5 kW/51.7 cm ³
Bar length (nose)	41-46 cm/16"-18" (sprocket)
Chain (pitch x gauge)	.325" x .058"
Oil pump	automatic/adjustable/ zero flow rate at idle speed
Oil/fuel tank capacity	0.27 L/0.5 L
Sound pressure/power level	104.4/112.9 dB(A)
Lh/rh vibration level	5.2/5.5 m/s ²
Dry weight without bar and chain	5.4 Kg

H series medium power petrol engine Chainsaws

“H” series chainsaws are the entry models in the **Efco** range, designed to provide the perfect compromise of performance and economy, for jobs around the home and on smallholdings.



	MTH 510	MTH 560
	MTH 5100	MTH 5600
Power/Displacement	3.0 HP - 2.2 kW/50.9 cm ³	3.5 HP - 2.6 kW/54.5 cm ³
Bar length (nose)	46-51 cm/18"-20"	46-51 cm/18"-20"
Chain (pitch x gauge)	Oregon .325" - 3/8"	Oregon .325" - 3/8"
Oil pump	automatic/adjustable/ zero flow rate at idle speed	automatic/adjustable/ zero flow rate at idle speed
Oil/fuel tank capacity	0.27 L/0.5 L	0.27 L/0.5 L
Sound pressure/power level	110/113 dB(A)	113/116 dB(A)
Lh/rh vibration level	5.2/4.8 m/s ²	7.2/7.0 m/s ²
Dry weight without bar and chain	5.1 Kg	5.2 Kg

Power/Displacement
Bar length (nose)
Chain (pitch x gauge)
Oil pump
Oil/fuel tank capacity
Sound pressure/power level
Lh/rh vibration level
Dry weight without bar and chain

Professional petrol engine Chainsaws

Professional chainsaws are powerful machines built for felling, cutting and sectioning large trees. All the professional models are fitted with a variable advance digital coil with rpm limiter: the result is a smooth-running engine and improved cooling, even in difficult weather conditions. The handle and fuel tank are separate from the body of the machine, to reduce the fuel/oil mixture temperature and minimise the transmission of vibration. The aluminium oil pump is automatic and adjustable, so that the flow rate can be adapted in accordance with the task to be performed, thus avoiding wastage.



156



162

Power/Displacement	4.1 HP - 3.1 kW/56.5 cm ³	4.7 HP - 3.5 kW/61.5 cm ³
Bar length (nose)	41-46-51 cm/16"-18"-20" (replaceable sprocket)	46-51 cm/18"-20" (replaceable sprocket)
Chain (pitch x gauge)	.325" x .058"	3/8" x .058"
Oil pump	automatic/adjustable/ zero flow rate at idle speed	automatic/adjustable/ zero flow rate at idle speed
Oil/fuel tank capacity	0.35 L/0.70 L	0.35 L/0.70 L
Sound pressure/power level	100/111 dB(A)	101/112 dB(A)
Lh/rh vibration level	5.0/7.0 m/s ²	5.0/7.0 m/s ²
Dry weight without bar and chain	5.6 Kg	5.6 Kg



MT 6500

MT 6510



MT 7200

Power/Displacement	4.7 HP - 3.5 kW/63.4 cm ³	5.4 HP - 4.0 kW/70.8 cm ³
Bar length (nose)	46-51 cm /18"-20" (replaceable sprocket) 51-61-71 cm /20"-24"-28" (stellite)	51 cm/20" (replaceable sprocket) 64-76 cm/25"-30" (stellite)
Chain (pitch x gauge)	3/8" x .058"	3/8" x .058"
Oil pump	automatic/adjustable/ zero flow rate at idle speed	automatic/adjustable/ zero flow rate at idle speed
Oil/fuel tank capacity	0.45 L/0.80 L	0.45 L/0.80 L
Sound pressure/power level	103.3/112 dB(A)	102/114.6 dB(A)
Lh/rh vibration level	5.3/5.3 m/s ²	6.1/6.1 m/s ²
Dry weight without bar and chain	6.5 Kg	6.8 Kg

24"-28" only Extra CE

Petrol engine pruning Chainsaws

The power, manoeuvrability and accuracy required during pruning and tending of plants, olive groves and orchards are guaranteed by the quality of the **MTT 2500** pruning chainsaw, the flagship model in this category owing to its manoeuvrability, low weight and superior power. The combination of these three aspects in a single product make the **MTT 2500** the perfect tool for efficient, quick and safe pruning operations. Some of the main characteristics of this chainsaw, which is designed to turn your passion or your job into genuine pleasure, are its low weight, perfect balance in all conditions, ergonomic design and high cutting speed.

Power, ergonomics and balance are the distinguishing features of the **MTT 3600** chainsaw. Compact and with an excellent power to weight ratio, it's the ideal chainsaw for pruning tasks at height on tall trees, for limbing and for felling. Its ability to handle the toughest jobs makes it the perfect tool in the hands of professional tree-climbers. The low-emission eco-friendly engine is protected by a double air filter in foam and nylon, and the high-speed high-power chain guarantees clean and accurate cuts without damaging the bark.

The range of **MTT** professional pruning chainsaw models features AlwaysOn and EasyOn devices, snap hook and easy opening of the filter cover.

Models **MTT 2500** and **MTT 3600** are designed by **Giugiaro**, a world leading brand in the industrial design field.

MTT 2500 available also with 1.1 mm chain and sprocket-nose bar (0.043" thickness).



MTT 2500



MTT 3600



Power/Displacement	1.3 HP - 1.0 kW/25.4 cm ³	2.0 HP - 1.5 kW/35.1 cm ³
Bar length (nose)	25 cm/10" (sprocket/carving)	30-35 cm/12"-14" (sprocket)
Chain (pitch x gauge)	1/4" x .050" (sprocket) 1/4" x .050" (carving)	3/8" x .050" (sprocket)
Oil pump	aluminium, automatic/zero flow rate at idle speed	aluminium, adjustable/zero flow rate at idle speed
Oil/fuel tank capacity	0.19 L/0.22 L	0.23 L/0.28 L
Sound pressure/power level	97.7/107.9 dB(A)	103/115 dB(A)
Lh/rh vibration level	4.3/5.2 m/s ²	4.9/5.2 m/s ²
Dry weight without bar and chain	2.7 Kg	3.8 Kg

Telescopic pruners

Model **PTX 2710** is designed to solve your cutting and limbing problems at a height with ease, while at the same time guaranteeing a constantly comfortable and safe working position. Suitable for use in woodland, in rural surroundings and in urban open spaces, this tool eliminates the need for access solutions such as ladders and platforms of various types once and for all. Thanks to the telescopic pole that can be extended up to 3.12 metres, this chainsaw can reach branches up to 5 metres from the ground. The pruner can be adjusted to 5 intermediate angles from 0° to 90°, thanks to a device that allows excellent performance in any working position and allows a far clearer view of the cutting area. The aluminium engine shroud affords superior mechanical strength. The professional oil pump ensures constant lubrication of the bar and chain.



PTX 2710

Power/Displacement	1.3 HP – 1.0 kW/27.0 cm ³
Adjustment of pruning head	from 0° to 90° (5 positions)
Bar length (nose)	25 cm/10" (microlite sprocket)
Chain (pitch x gauge)	3/8" x .043"
Overall length of machine	2.60 m/3.80 m
Sound pressure/power level	97.0/107.5 dB(A)
Lh/rh vibration level	4.2/5.9 m/s ²
Dry weight of complete tool without bar and chain	7.9 Kg

Accessories for Chainsaws and Pruners - Guide bars description and key



	Bar	Bar type	Nose	Bar length	Pitch	Gauge			
						.043"	.050"	.058"	.063"
						1.1 mm	1.3 mm	1.5 mm	1.6 mm
	<p>Microlite® Thanks to their reduced thickness and low engine power absorption, Micro-Lite bars are ideal for all types of DIY applications. These guide-bars ensure the maximum lightweight, low vibration, and reduced kickback..</p>	Laminated	Sprocket	10"-12"-16"-18" / 25-30-41-46 cm	.3/8"	●			
					.325"		●		
	<p>Laminated with Sprocket nose Designed for DIY and semi-professional use, are ideal for lightweight, versatile, and highly reliable chain saws. Equipped with a special barrier dam that prevents the loss of oil, these guide-bars ensure perfect lubrication, top performance, and longer working life of both bar and chain.</p>	Laminated	Sprocket	12"-14"-16"-18"-20" / 30-35-41-46-51 cm	.3/8"		●		
					.325"			●	
<p>angled oilway hole</p>	<p>Solid with Replaceable Sprocket Nose. (Power Match®) Nose Designed for professional applications, are equipped with an efficient oiling system (Lubrijet®) thanks to an angled hole on the bar that is kept clear by the transit of the chain drive links. The replaceable nose is available for .325" and .3/8" pitch chains.</p>	Solid	Replaceable Sprocket Nose	15"-16"-18"-20"-22"-24"-25"-28" / 38-41-46-51-56-61-64-71 cm	.3/8"			●	
					.325"				●
<p>angled oilway hole</p>	<p>Solid with Stellite Nose For professional use, guarantee excellent performance and lifetime even in the most adverse conditions and when subjected to prolonged stress. The stellite bar nose offers the maximum wear resistance. The chains are equipped with an efficient oiling system (Lubrijet®) that features an angled hole on the bar that is kept clear by the transit of the chain drive links.</p>	Solid	Stellite	10"-18"-20"-24"-25"-28"-30" / 25-46-51-61-64-71-76 cm	.1/4"		●		
					.3/8"				●
	<p>Solid with Stellite Nose For professional use, guarantee excellent performance and a long working lifetime even in the most adverse conditions and when subjected to prolonged stress. The stellite bar nose offers the maximum wear resistance.</p>	Solid	Stellite	30"-36" / 76-91 cm	.404"				●
	<p>Power Sharp Practical system consisting of a sharpening stone, guide bar and a special chain that can be sharpened in just 5 seconds without the use of tools. Simply attach the sharpening stone device onto the guide bar and operate the chain saw at maximum speed, pressing the foot of the device hard against a solid object for several seconds. At this point the chain is sharpened and the operator can resume work immediately.</p>	Laminated	Sprocket	16" / 41 cm	.3/8"		●		

Accessories for Chainsaws and Pruners - Description of chains



Chain type	Pitch	Tooth design	Gauge				Bar length
			.043"	.050"	.058"	.063"	
			1.1 mm	1.3 mm	1.5 mm	1.6 mm	
	3/8		N143C-K				12" (30 cm)
	1/4		E143MC-K				10" (25 cm)
	1/4			E650MC-K			up to 16" (40 cm)
	3/8 LOW PRO		N143C-K				from 12" to 16" (from 30 to 40 cm)
	3/8 LOW PRO			N150C-N			
	3/8 LOW PRO			N150C-K			
	.325			K250C-N			from 11" to 20" (from 28 to 50 cm)
	.325			K250C-K			
	.325				K258C-N		
	.325				K258C-K		
	.325					K263C-N	
	.325			K250NK-K			from 13" to 18" (from 33 to 45 cm)
	.325			K250L-N	K258L-N	K263L-N	from 11" to 20" (from 28 to 50 cm)
	3/8			A350EP-N			up to 36" (up to 90 cm)
	3/8				A358EP-N		
	3/8					A363EP-N	
	3/8				A358EP-K		from 13" to 24" (from 33 to 60 cm)
	3/8				A358LM-N		
	3/8					A363LM-N	
	404					B463EP-N	

HOW TO IDENTIFY A CHAIN	K	50	C	K	072	EOM
	.325"	.050"	Semi-Chisel	Anti-kickback tooth	# links reel length	Loop boxes, reels
Pitch	Gauge	Tooth type	Anti-kickback protection			
A 3/8"	50 .050" (1.3 mm)	C Semi-Chisel	K	EOM		
B .404	58 .058" (1.5 mm)	EP Type "E" professional (Semi-Chisel)	N	EEF		
E 1/4"	63 .063" (1.6 mm)	LM Magna Chisel (PRO-CHISEL)		REM		
K .325"	43 .043" (1.1 mm)	MC Micro Chisel				
N 3/8" Lo Pro		NK Narrow Kerf				

Accessories for Chainsaws and Pruners - Description of chains



						Petrol chainsaws				Description	
						Electric chainsaws	< 35 cc	35 - 45 cc	45 - 60 cc		> 60 cc
	●	●		●	●	●					Recommended for small and medium displacement chainsaws. Clean cut, high performance. Installed on pruner chainsaws.
	●			●	●	●					Compact, lightweight and strong. The bar-chain combination offers a weight reduction of around 15% compared to a traditional chain.
	●	●		●	●	●					Maximum performance level. Ideal for intensive pruning work.
	●			●	●	●					Developed for DIY applications. Guarantees low vibration and maximum safety thanks to the anti-kickback tooth.
		●	●			●	●	●	●		Lightweight and high performance. This chain was developed for professionals who need an .325" pitch chainsaw.
		●	●			●	●	●			Developed for lightweight chainsaws, guarantees optimal performance and low power absorption.
		●	●			●	●	●			Developed for professional users requiring an .325" pitch chainsaw.
			●			●	●	●	●		Featuring high performance and strength, this chain is specifically designed for demanding professional applications.
			●			●	●	●	●		The 3/8 chisel chain has always been the benchmark for professional users.
		●						●	●		Designed to handle the heaviest duty applications. Unstoppable and super strong.

Pitch	EMAK	OREGON	CARLTON	WINDSOR							
1/4	E650MC-K	25AP	E1MC-BL	50K	90°	30°	.025	85° - 90°	60°	5/32" - 4.0 mm	
3/8 LP	N143C-K	90SG	N4C-BL	43RG							
3/8 LP	N150C-N	91VXL	N1C	50R	90°	35°	.025	85° - 90°	60°	5/32" - 4.0 mm	
3/8 LP	N150C-K	91VG	N1C-BL	50RG							
.325	K250C-N/K	20BPX	K1C-K1C-BL	50J - 50JG							
.325	K258C-N/K	21BPX	K2C-K2C-BL	58J - 58JG	90°	30°	.025	80° - 90°	60°	3/16" - 4.8 mm	
.325	K263C-N	22BPX	K3C	63J - 63JG							
.325	K250NK	95VPX	K1NK-BL	50JSG							
.325	K250L-N	20LPX	K1L	50JL							
.325	K258L-N	21LPX	K2L	58JL	80°	30°	.025	85° - 90°	60°	11/64" - 4.5 mm	
.325	K263L-N	22LPX	K3L	63JL							
3/8	A350EP-N	72D - 72DP	A1EP	50A							
3/8	A358EP-N	73D - 73DP	A2EP	58A	90°	35°	.025	85° - 90°	60°	7/32" - 5.5 mm	
3/8	A363EP-N	75D - 75DP	A3EP	63A							
3/8	A358EP-K	73V	A2EP-GL								
3/8	A358LM-N	73LGX	A2LM	58APL	80°	30°	.025	80° - 90°	60°	7/32" - 5.5 mm	
3/8	A363LM-N	75LGX	A3LM	63APL							

Accessories for Chainsaws and Pruners - Range of shears, loppers and pruning saws



COMFORT / UNIVERSAL models

Professional pruning shears with a curved cutting head to prevent shock loads on the wrist and designed to hold the branch steady while making the cut. Hot forged lightweight aluminium handle and anvil and blade in high carbon steel. Cutting capacity: 25 mm. Suitable for all types of cutting duties: vineyards, orchards, olive groves and gardening. Pack: carton (6 pcs.).

COMFORT model with ergonomic handgrip and cutting head aligned with the branch. Weight: 215 g.

UNIVERSAL model with specific handle for user comfort for both right-handed and left-handed operators. Weight: 210 g.



COMFORT pruning shears	3063079
UNIVERSAL pruning shears	3063083
COMFORT pruning shears replacement blade	3063218
UNIVERSAL pruning shears replacement blade	3063215
COMFORT and UNIVERSAL pruning shears replacement spring	3063216
COMFORT and UNIVERSAL pruning shears replacement lock	3063217

Models TR80 / TR80M

Model **TR80** professional loppers with curved anvil and model **TR80M** with straight anvil, with lever-assisted movement (the S-shaped tie-bar, allows lopping of larger diameter branches with reduced force and without the transmission of shock loads to the operator). Oval section reinforced aluminium handles with ergonomic non-slip grips. Hot forged blades in high carbon steel and anvil in lightweight aluminium alloy. Length: 80 cm. Suitable for all types of cutting duties: orchards, olive groves and gardening. Pack: carton (4 pcs.).

Model **TR80** Weight: 800 g, Cutting capacity: 40 mm.

Model **TR80M** Weight: 1050 g, Cutting capacity: 45 mm.



TR80 lopper	3063085
TR80M lopper	3063087
TR80 loppers replacement blade	3063229
TR80 loppers replacement pivot pin	3063219
TR80M loppers replacement blade	3063230
TR80M loppers replacement pivot pin	3063220
TR80M loppers replacement anvil	3063226

Models SRM18R / SRM30 / SRM35T4

Professional pruning saws with 35 cm curved blade, 18 cm straight blade, folding blade with click-lock closing system and 30 cm blade with sheath with adjustable buckle. Replaceable blades made of high carbon steel with a hard chrome coating that also provides anti-corrosion performance. Teeth ground on 3 sides with pulse-hardened tips and hollow ground finish for easier penetration and reduced friction. Ergonomic rubber-clad handle. Recommended for pruning vines and for general gardening duties.

Model **SRM18R** blade length: 18 cm, Weight: 210 g, Pack: carton (10 pcs.).

Model **SRM30** blade length: 30 cm, Weight: 240 g, Pack: carton (10 pcs.).

Model **SRM35T4** 35 cm blade, 4 m telescopic pole (extension: 250-450 cm), Weight: 1500 g.

The saw features a double blade: upper blade for cuts of up to 10 cm and the lower side to use as a stroke limiter.



SRM18R pruning saw	3063042
SRM30 pruning saw	3063059
SRM35T4 pruning saw	3063055R
Telescopic pole	3063056R
SRM18R pruning saw replacement blade	3063227
SRM30 pruning saw replacement blade	3063228
SRM35T4 pruning saw replacement blade	3063055R

Precision, safety and freedom of movement: all the ingredients of the perfect cut.

Technology and comfort

With their high performance engine and top-quality blades, **Efco** hedgetrimmers are a guarantee of excellence. Lightweight, powerful and easy to use, these tools are perfect for tackling all types of hedges with clean and accurate cutting action, essential for the aesthetic results of the job and to protect the health of the plants. Ease of use of **Efco** hedgetrimmers is assured also by the Primer and EasyOn devices, designed to facilitate engine starting, even in cold weather conditions.



1 High quality blades with top cutting edge ensure a clean and precise cut that will not damage vegetation. Equipped with adjustment system for adaptability to any type of foliage.

2 Professional grade aluminium gear case, drive linkage with pinion carried in bearings and rods with rollers, combining to guarantee long life, low noise and minimal vibration.

3 “EasyOn” system to guarantee reduced effort and speed of starting.

4 Model with double-edged blade has 180° swivel handle for easy trimming even when working at an angle (**TG 2460 P, TG 2470 P**).

5 Large paper air filter for higher filtration capacity and more effective engine protection, even in dusty conditions.

6 Anti-vibration system utilizing 4 springs guaranteeing total isolation from the operator’s hands (**TG 2460 P, TG 2470 P**).

7 On models **DS 2410 H** and **DS 2410 HL** the blade can be adjusted through 12 different positions from 0° to 180° to ensure the best working position at all times.

8 Electric models with double safety switch on the grip for maximum operator safety.



Guide to selection

		HOME	COUNTRYSIDE	WOODLAND	URBAN
CUTTING HEDGES WITH SMALL STEMS	Electric Hedgetrimmers	TG 605 E TG 750 E			
	Battery-powered Hedgetrimmers	TGi 45			
CUTTING LARGE HEDGES WITH DENSE VEGETATION	Professional petrol engine Hedgetrimmers	TG 2460 P TG 2470 P TGS 2470 P			
	Petrol engine shaft Hedgetrimmers	DS 2410 H DS 2410 HL			

Proper maintenance

- Check **the condition of the blade**. If excessive **wear** is evident, contact a service centre.
- After each session, **free the blade** of any debris that has collected; when clean, **spray the blade with a light coating of thin oil** to prevent rust.
- **Sharpen the blade** periodically with the special tool provided.
- **Clean the machine** regularly with a soft brush or a cloth.
- Periodically, inspect the **air and fuel filter** (models with petrol engine), and replace if necessary.
- **Clean the cylinder fins** regularly, using a brush or compressed air (models with petrol engine).
- Periodically, inspect the **spark plug**, check the **electrode gap** (0.5 mm) and verify the condition of the **exhaust silencer** (models with petrol engine).
- **Grease the speed reduction/drive mechanism** every 20 working hours.

Electric Hedgetrimmers

Lightweight, compact and agile: the practical electric hedgetrimmers are equipped with a motor that offers performance comparable to the petrol engine models. Electric hedgetrimmers, designed to handle smaller occasional jobs with ease, are the ideal tools for amateur gardeners. Suitable for trimming and pruning medium size hedges or bushes and relatively sparse vegetation, these tools are fitted with a quiet running motor that makes them suitable for use around residential areas.



	TG 605 E	TG 750 E
Power	0.60 kW	0.70 kW
Voltage	230 V	230 V
Frequency	50 Hz	50 Hz
Type/Blade	double	double
Length/Blade	570 mm	700 mm
Pitch/Blade	30 mm	35 mm
Maximum cutting thickness	15 mm	20 mm
Sound pressure/power level	78/95.4 dB(A)	86/94.9 dB(A)
Lh/rh vibration level	2.3/2.9 m/s ²	< 2.5 m/s ²
Weight	3.6 Kg	4.3 Kg

Battery-powered Hedgetrimmers

The freedom of movement allowed by the absence of a power cable makes battery-powered hedgetrimmers ideal for duties around the garden. Equipped with high quality laser-treated blades to ensure high cutting precision without damaging vegetation, battery-powered hedgetrimmers are the perfect solution thanks to their ergonomic design and total absence of exhaust emissions. The rugged gearbox ensures reliability and long life, while the batteries provide up to 2 hours of continuous operation so that jobs can be completed on a single charge.



TGi 45

Motor type	Brush
Voltage	40 V
Operating batteries	Bi 2,5 EF / Bi 5,0 EF
Maximum motor power	340 W
Blade type	dual action
Blade length	45 cm
Blade tooth spacing	20 mm
Sound pressure/power level	82.7/92,2 dB(A)
Lh/rh vibration level	< 2.5 m/s ²
Running time, light use	60' (2.5 Ah) / 120' (5.0 Ah)
Running time, intensive use	45' (2.5 Ah) / 90' (5.0 Ah)
Weight without battery	3.0 Kg
Charging time	110' (2.5 Ah) / 220' (5.0 Ah)



Professional petrol engine Hedgetrimmers

The professional hedgetrimmers have all the features needed to prune very large and thickly vegetated hedges without problems. Powerful and rugged and yet still light enough to be easily manageable, these models have steel blades and an aluminium gearbox: top quality components that ensure consistently high efficiency through time.

Accessories for TGS 2470 P

Deflector

Useful for collecting foliage to ensure it doesn't remain lodged in the hedge, hindering the progress of the operator.



Single blade deflector
58040150



	TG 2460 P	TG 2470 P	TGS 2470 P
Power	1.0 HP - 0.75 kW	1.0 HP - 0.75 kW	1.0 HP - 0.75 kW
Displacement	21.7 cm ³	21.7 cm ³	21.7 cm ³
Type/Blade	double	double	single
Length/Blade	600 mm	750 mm	750 mm
Pitch/Blade	35 mm	35 mm	35 mm
Sound pressure/power level	98,8/108 dB(A)	98,8/108 dB(A)	98,8/108 dB(A)
Lh/rh vibration level	3,8/4,5 m/s ²	3,8/4,5 m/s ²	6,6/8,6 m/s ²
Weight	5.2 Kg	5.4 Kg	5.2 Kg

Petrol engine shaft Hedgetrimmers

Uneven or steeply sloping terrain and hard-to-reach vegetation are no longer a problem for pruning work thanks to the shaft hedgetrimmers. The ergonomic and comfortable handles are equipped with safety switches designed to stop the tool if the operator releases it. High cutting quality is achieved thanks to the double-edge blade, adjustable through 180° with 12 intermediate positions.



	DS 2410 H	DS 2410 HL
Power	1.2 HP - 0.9 kW	1.2 HP - 0.9 kW
Displacement	21.7 cm ³	21.7 cm ³
Type/Blade	double blade, rotatable through 12 positions from 0° to 180°	double blade, rotatable through 12 positions from 0° to 180°
Length/Blade	500 mm	500 mm
Machine overall length	1.8 m	2.4 m
Pitch/Blade	35 mm	35 mm
Sound pressure/power level	93.4/104.7 dB(A)	93.4/104.7 dB(A)
Lh/rh vibration level	8.0/6.5 m/s ²	8.0/6.5 m/s ²
Weight	6.8 Kg	7.1 Kg



Cutting grass

Brushcutters

- FINISHING OFF THE LAWN ON SMALL AND FLAT GROUND
- FINISHING OFF THE LAWN ON LARGE TRACTS OF LAND
- FINISHING OFF THE LAWN ON WIDE AND DISCORDANT TERRAIN
- CUTTING RUSHES, CLEANING THE UNDERGROWTH



Lawnmowers

- CUTTING THE GARDEN LAWN



Flail mowers

- TRIMMING AND MOWING GRASS, WEEDS, INVASIVE VEGETATION



Garden Tractors

- CUTTING THE LAWN GRASS ON A LARGE SCALE



Lawns, ditches, undergrowth: a perfect cut knows no obstacles.

Technology and comfort

Efco has designed a brushcutter for all types of cutting and finishing work. **Efco** models are equipped with engines that deliver a high torque even at low speed. The many features of these models, including the self-lubricating bushes and ergonomic handles, ensure the maximum user comfort when working with these tools. Other aspects, such as the generous size of the clutch, the steel composition of the crankshaft or the two piston rings, make our brushcutters safe and reliable workmates that are guaranteed to endure through time. The safety devices provided make **Efco** tools suitable for both professional and home use.



1 Forged steel crankshaft and piston with two rings: guarantees longer working life (**DS 2410, DS 2700, DS 3000, DS 3500, DS 4000, 8410, 8460, 8530, DS 5300, DS 5500 BOSS, STARK 3810, STARK 4410, STARK 4410 BP**).

2 Ergonomic loop and handles: clad in soft rubber to provide an anatomic and comfortable grip of the tool in all operating conditions (**DS 2410, DS 2700, DS 3000, DS 3500, DS 3600, DS 4000, DS 5300, DS 5500 BOSS, DSF 5300**).

3 "AlwaysOn" on/off system: returns automatically to the start position after each stop, avoiding flooding of the engine (**DS 2410, DS 2700, DS 3000, DS 3500, DS 4000, DS 5300, DS 5500 BOSS, DSF 5300, STARK 3810, STARK 4410**).

4 Adjustable anti-vibration system allowing adaptation of ergonomic machine features (handles, harness) to any height and build of operator.

5 Filter support with anti-backflow element (Emak patent): prevents the filter from becoming fouled by fuel and guarantees longer operation between filter maintenance procedures (**DS 2410, DS 2700, DS 3000, DS 3500, 8410, DS 4000, DSF 4300, DS 5300, DS 5500 BOSS, DSF 5300**).

6 User-friendly starting "EasyOn" system that ensures smooth engine pick-up with no kickback and a limited number of pulls.

7 Models **DS 2410 D** and **DS 3000 D** characterised by lightweight engines and user comfort, can be used to drive various applications thanks to the "no tools" quick coupling system.

8 Large size paper air filter for higher filtration capacity, guaranteeing excellent protection of the engine also in very dusty conditions (**DS 2700, DS 3000, DS 3500, DS 4000, DSF 4300, 8410, 8460, 8465 ERGO, 8530, 8550 BOSS, 8535 ERGO, DS 5300, DS 5500 BOSS, DSF 5300, STARK 3810, STARK 4410, STARK 4410 BP**).



Guide to selection

		HOME	COUNTRYSIDE	WOODLAND	URBAN
FINISHING OFF THE LAWN ON SMALL AND FLAT GROUND	Electric Trimmers	8061 / 8091			
	Battery-powered Brushcutters	DSi 30			
	Lightweight Brushcutters	STARK 25 TR / STARK 2500 TR STARK 2500 S STARK 25 / STARK 2500 T DS 2410 S / DS 2410 T			DS 2410 S / DS 2410 T
FINISHING OFF THE LAWN ON LARGE TRACTS OF LAND	Multifunction petrol engine Brushcutters	DS 2410 D / DS 3000 D			
	4-stroke petrol engine Brushcutters	DS 3600 4S / DS 3600 4T			DS 3600 4S / DS 3600 4T
	Medium power petrol engine Brushcutters	STARK 3810 S / STARK 3810 T STARK 4410 S / STARK 4410 T DS 2700 S / DS 2700 T / DS 3000 S DS 3000 T / DS 3500 S / DS 3500 T			
	H series medium power petrol engine Brushcutters	DSH 4000 S / DSH 400 T / DSH 4000 T DSH 400 BP / DSH 4000 BP			
FINISHING OFF THE LAWN ON WIDE AND DISCORDANT TERRAIN	Professional petrol engine Brushcutters		DS 4000 S / DS 4000 T / 8410 / 8460 IC 8460 / 8530 / 8550 BOSS DS 5300 S / DS 5300 T / DS 5500 BOSS		
CUTTING RUSHES, CLEANING THE UNDERGROWTH	Backpack petrol engine Brushcutters		STARK 4410 BP / DSF 4300 8465 ERGO / 8535 ERGO / DSF 5300		

Proper maintenance

- Clean the **air filter** after every 10 hours of operation, replace if excessively soiled or damaged.
- Inspect the **fuel filter** periodically, replace if damaged or excessively soiled.
- Clean the **cylinder fins** by brushing, or blasting with compressed air.
- Clean the **spark plug** periodically and **check the electrode gap**.
- Check the **grease level** on the bevel drive after every 30 hours of use.
- Grease the **end of the flexible pipe** after every 20 hours of use, and the **joint of the rigid pipe** (backpack models) after every 100 hours.
- Clean the machine and the cutter assembly at the end of every job.
- Sharpen the **blade** periodically.

Electric Trimmers

Electric trimmers are the perfect tool for clearing small plots of land, combining high performance with easy use. Ranging in power from 600 to 850W, these tools are particularly indicated for occasional jobs at home, such as tidying the lawn and finishing the edges.



	8061	8091
Power	600 W	850 W
Voltage/Frequency	120-230 V/50-60 Hz	120-230 V/50-60 Hz
Tube diameter	22 mm	22 mm
Grip	single	single
Cutting components	105 mm dia. Tap&Go head with 1.65 mm dia. line	109 mm dia. Tap&Go head with 1.60 mm dia. line
Harness	optional	single
Sound pressure/power level	86/95 dB(A)	87/95 dB(A)
Lh/rh vibration level	5.4/3.1 m/s ²	6.4/6.0 m/s ²
Dry weight without cutting tools	3.2 Kg	3.5 Kg

Battery-powered Brushcutters

The **DSi 30** is an irreplaceable tool for working around the garden. Combines the low weight and ease of use typical of battery powered tools with the practicality of a Load&Go line head, easily refillable without the use of tools. Performance is fully comparable with that of a medium power petrol engine brushcutter, with 30 cm cutting diameter and 2 mm diameter "Pro-Silent" line.



DSi 30

Motor type	Brush
Voltage	40 V
Operating batteries	Bi 2,5 EF / Bi 5,0 EF
Maximum motor power	340 W
Cutting diameter	30 cm
Cutting equipment	103 mm dia. Load&Go line head with 2 mm dia. nylon line
Handle	single, adjustable
Sound pressure/power level	81/94.1 dB(A)
Lh/rh vibration level	< 2.5 m/s ²
Running time, light use	30' (2.5 Ah) / 60' (5.0 Ah)
Running time, intensive use	20' (2.5 Ah) / 40' (5.0 Ah)
Weight without battery	2.9 Kg
Charging time	110' (2.5 Ah) / 220' (5.0 Ah)



Lightweight Brushcutters

Lightweight brushcutters are recommended for tending the lawn and finishing the edges, both around the home and in larger open spaces. Our models offer different solutions and characteristics that make them suitable for all types of users, from beginners to groundcare professionals. Compactness, easy handling and power are the distinctive features of these tools, which combine high performance with the maximum comfort. The engine of **DS 2410** models has been updated in terms of performance: constant torque and power output also at low speeds for improved working capacity.

Only available in certain markets



	STARK 25 TR	STARK 2500 TR	STARK 2500 S	STARK 25	STARK 2500 T
Power/Displacement	1.0 HP - 0.8 kW/25.4 cm ³	1.0 HP - 0.8 kW/25.4 cm ³	1.0 HP - 0.8 kW/25.4 cm ³	1.0 HP - 0.8 kW/25.4 cm ³	1.0 HP - 0.8 kW/25.4 cm ³
Tube diameter	22 mm	22 mm	26 mm	26 mm	26 mm
Grip	single	single	single	single	handlebar
Cutting components	105 mm dia. Tap&Go head with 2.00 mm dia. line	130 mm dia. Tap&Go head with 2.40 mm dia. line	130 mm dia. Tap&Go head with 2.40 mm dia. line	130 mm dia. Tap&Go head with 2.40 mm dia. line	130 mm dia. Tap&Go head with 2.40 mm dia. line 255 mm dia. disc with 3 blades
Harness	optional	optional	single	single	single
Fuel tank capacity	0.75 L	0.75 L	0.75 L	0.75 L	0.75 L
Sound pressure/power level	94/107 dB(A)	94/107 dB(A)	97/109 dB(A)	97/109 dB(A)	97/109 dB(A)
Lh/rh vibration level	7.1/10.1 m/s ²	7.1/10.1 m/s ²	8.4/8.1 m/s ²	8.4/8.1 m/s ²	3.7/4.5 m/s ²
Dry weight without cutting tools	4.5 Kg	4.5 Kg	5.6 Kg	5.6 Kg	6.2 Kg



	DS 2410 S	DS 2410 T
Power/Displacement	1.2 HP - 0.9 kW/21.7 cm ³	1.2 HP - 0.9 kW/21.7 cm ³
Tube diameter	24 mm	24 mm
Grip	single	handlebar
Cutting components	130 mm dia. Load&Go head with 2.40 mm dia. line 255 mm dia. disc with 3 blades	130 mm dia. Load&Go head with 2.40 mm dia. line 255 mm dia. disc with 3 blades
Harness	single	single with cushion
Fuel tank capacity	0.40 L	0.40 L
Sound pressure/power level	91.5/106 dB(A)	91.5/106 dB(A)
Lh/rh vibration level	4.8/4.6 m/s ²	1.5/2.5 m/s ²
Dry weight without cutting tools	4.5 Kg	5.2 Kg

Speed&Go
DS 2410 S, DS 2410 T available also with **Speed&Go** line head. See page 62 for more information.

Multifunction petrol engine Brushcutters

As the name suggests, multifunction brushcutters have multiple uses. Designed to satisfy the demands of both private and professional users, they combine the performance of different machines in a single tool. As well as pruning bushes, they are very useful for cutting the lawn, trimming hedges and blowing away leaves or debris. Thanks to the separately purchasable applications and the no-tools quick coupling system, changing the activity in the same work session can be done simply and rapidly. The models in the catalogue are available with two engine displacements, both compatible with the same applications.



tough Easy AlwaysOn

tough Easy AlwaysOn

DS 2410 D

DS 3000 D

Power/Displacement

1.2 HP – 0.9 kW/21.7 cm³

1.5 HP – 1.1 kW/30 cm³

Shaft arm diameter

24 mm (26 mm application side)

26 mm

Handle

single

single

Tank capacity

0.40 L

0.58 L

Weight of engine unit

4.2 Kg

4.8 Kg



Multifunction petrol engine Brushcutters



Pruner

Machine overall length	2.0 m
Bar length	25 cm/10"
Chain (pitch x gauge)	3/8" x .043"
Oil tank capacity	0.18 L
Shaft arm diameter	26 mm
Sound pressure/power level	91/102.5 dB(A)
Lh/rh vibration level	7.3/6.6 m/s ²
Weight of application	2.0 Kg



Hedgetrimmer

Machine overall length	1.8 m
Blade length	500 mm
Blades	adjustable through 12 positions from 0° to 180°
Blade pitch	35 mm
Shaft arm diameter	26 mm
Sound pressure/power level	93.4/104.7 dB(A)
Lh/rh vibration level	6.2/9.0 m/s ²
Weight of application	2.7 Kg



Brushcutter

Cutting components	130 mm dia. Load&Go head with 2.40 mm dia. line 255 mm dia. disc with 3 blades
Shaft arm diameter	26 mm
Sound pressure/power level	91.5/106 dB(A)
Lh/rh vibration level	5.4/5.4 m/s ²
Application weight without cutting tools	1.1 Kg



Blower

Air flow rate	600 m ³ /h
Air velocity	60 m/s
Shaft arm diameter	26 mm
Sound pressure/power level	93.4/102 dB(A)
Lh/rh vibration level	3.0/2.9 m/s ²
Weight of application	1.5 Kg



Shaft extension

Weight	0.7 Kg
Shaft arm diameter	26 mm
Length	750 mm



4-stroke petrol engine Brushcutters

4-stroke brushcutters are sturdy and reliable, designed for work both in the garden and in rural surroundings. These tools guarantee solidity, efficiency and high performance: the 360° rotatable engine works easily in any position, with high torque even at low speeds. The aluminium shroud guarantees exceptional resistance through time, even with prolonged use.

Maximum care for the environment:

Sharp reduction of unburnt hydrocarbons and NOx emissions.

Maximum operating economy:

Savings of up to 50% on fuel; Ultra low oil consumption; Low maintenance and parts replacement costs.

Superior comfort:

No two-stroke fuel mixture required; Low-noise engine, much easier on the ear; Minimal vibrations; Easy starting; Few exhaust fumes, no smell.

High performance:

Engine tiltable through 360°; Runs smoothly in any position; High torque even at low crankshaft speeds; Aluminium recoil housing, for dependable long-term durability; 7 mm internal drive shaft offers unwavering top-level quality.



DS 3600 4S

DS 3600 4T

Displacement	35.8 cm ³	35.8 cm ³
Tube diameter	26 mm	26 mm
Grip	single	handlebar
Cutting components	130 mm dia. Load&Go head with 2.40 mm dia. line 255 mm dia. disc with 3 blades	130 mm dia. Load&Go head with 2.40 mm dia. line 255 mm dia. disc with 3 blades
Harness	single	double harness with quick release
Fuel tank capacity	0.65 L	0.65 L
Sound pressure/power level	90/108 dB(A)	90/108 dB(A)
Lh/rh vibration level	3.2/6.4 m/s ²	4.6/3.9 m/s ²
Dry weight without cutting tools	6.7 Kg	7.0 Kg

Medium power petrol engine Brushcutters

Medium power brushcutters are reliable and can handle the tasks of higher power machines on an occasional basis. The **STARK** models are designed to guarantee high efficiency even when used continuously and in difficult environments. The robust technological solutions adopted guarantee consistently high quality over time.

Only available
in certain markets



STARK 3810 S

STARK 3810 T

Power/Displacement	1.8 HP – 1.3 kW/36.2 cm ³	1.8 HP – 1.3 kW/36.2 cm ³
Tube diameter	28 mm	28 mm
Grip	single	handlebar
Cutting components	130 mm dia. Load&Go head with 3.00 mm dia. line	130 mm dia. Load&Go head with 3.00 mm dia. line 255 mm dia. disc with 3 blades
Harness	single	double
Fuel tank capacity	0.75 L	0.75 L
Sound pressure/power level	99/112 dB(A)	99/112 dB(A)
Lh/rh vibration level	5.7/6.2 m/s ²	3.7/5.4 m/s ²
Dry weight without cutting tools	7.2 Kg	7.9 Kg



STARK 4410 S

STARK 4410 T

Power/Displacement	2.1 HP – 1.6 kW/40.2 cm ³	2.1 HP - 1.6 kW/40.2 cm ³
Tube diameter	28 mm	28 mm
Grip	single	handlebar
Cutting components	130 mm dia. Load&Go head with 3.00 mm dia. line	130 mm dia. Load&Go head with 3.00 mm dia. line 255 mm dia. disc with 3 blades
Harness	single	double
Fuel tank capacity	0.75 L	0.75 L
Sound pressure/power level	98/107 dB(A)	98/107 dB(A)
Lh/rh vibration level	6.0/5.5 m/s ²	5.1/5.8 m/s ²
Dry weight without cutting tools	7.3 Kg	8.0 Kg

Medium power petrol engine Brushcutters

Models **DS 2700**, **DS 3000** and **DS 3500** are recommended for use by experts engaged in intensive and continuous work, such as gardeners carrying out finishing operations or small grass cutting jobs. High efficiency even under strain, but never impairing the high level of operator comfort and easy handling.

Only available
in certain markets

Speed&Go

DS 2700 S, **DS 2700 T** available also with **Speed&Go** line head. See page 62 for more information.



	DS 2700 S	DS 2700 T	DS 3000 S
Power/Displacement	1.3 HP - 1.0 kW/27 cm ³	1.3 HP - 1.0 kW/27 cm ³	1.5 HP - 1.1 kW/30 cm ³
Tube diameter	26 mm	26 mm	26 mm
Grip	single	handlebar	single
Cutting components	130 mm dia. Load&Go line head with 2.40 mm line 255 mm dia. disc with 3 blades	130 mm dia. Load&Go line head with 2.40 mm line 255 mm dia. disc with 3 blades	130 mm dia. Load&Go line head with 2.40 mm line 255 mm dia. disc with 3 blades
Harness	single	single with cushion	single
Fuel tank capacity	0.58 L	0.58 L	0.58 L
Sound pressure/power level	93.5/102.8 dB(A)	93.5/102.8 dB(A)	97.7/111.2 dB(A)
Lh/rh vibration level	5.9/5.9 m/s ²	3.1/4.5 m/s ²	6.3/5.4 m/s ²
Dry weight without cutting tools	5.7 Kg	6.0 Kg	6.0 Kg



	DS 3000 T	DS 3500 S	DS 3500 T
Power/Displacement	1.5 HP - 1.1 kW/30 cm ³	1.9 HP - 1.4 kW/36.3 cm ³	1.9 HP - 1.4 kW/36.3 cm ³
Tube diameter	26 mm	26 mm	28 mm
Grip	handlebar	single	handlebar
Cutting components	130 mm dia. Load&Go line head with 2.40 mm line 255 mm dia. disc with 3 blades	130 mm dia. Load&Go line head with 3.00 mm dia. line 255 mm dia. disc with 3 blades	130 mm dia. Load&Go line head with 3.00 mm dia. line 255 mm dia. disc with 3 blades
Harness	single with cushion	single	double harness with quick release
Fuel tank capacity	0.58 L	0.6 L	0.6 L
Sound pressure/power level	97.7/111.2 dB(A)	91.5/106 dB(A)	91.5/106 dB(A)
Lh/rh vibration level	4.1/4.1 m/s ²	5.2/4.6 m/s ²	4.4/4.4 m/s ²
Dry weight without cutting tools	6.3 Kg	6.9 Kg	7.6 Kg

H series medium power petrol engine Brushcutters

“H” series brushcutters are the entry models in the **Efco** range, designed to provide the perfect compromise of performance and economy, for jobs around the home and on smallholdings.



	DSH 4000 S	DSH 400 T
Power/Displacement	2.0 HP - 1.5 kW/40.2 cm ³	2.0 HP - 1.5 kW/40.2 cm ³
Tube diameter	26 mm	26 mm
Grip	single	handlebar
Cutting components	130 mm dia. Tap&Go EVO line head with 2.40 mm line	130 mm dia. Tap&Go EVO line head with 2.40 mm line
Harness	single	double
Fuel tank capacity	0.86 L	0.86 L
Sound pressure/power level	95.4/113 dB(A)	95.4/113 dB(A)
Lh/rh vibration level	7.0/5.8 m/s ²	4.5/5.7 m/s ²
Dry weight without cutting tools	7.3 Kg	8.1 Kg (400 T) 8.2 Kg (4000 T)



	DSH 400 BP
	DSH 4000 BP
Power/Displacement	2.0 HP - 1.5 kW/40.2 cm ³
Tube diameter	26 mm
Grip	single
Cutting components	130 mm dia. Tap&Go EVO line head with 2.40 mm line
Harness	double
Fuel tank capacity	0.86 L
Sound pressure/power level	95.4/113 dB(A)
Lh/rh vibration level	4.6/3.3 m/s ²
Dry weight without cutting tools	9.9 Kg (400 BP) 10.3 Kg (4000 BP)



Professional petrol engine Brushcutters

These tools are ideal for professionals and groundcare operators, even on extensive surface areas. Strong and sturdy, they are designed to handle intensive and continuous jobs, such as clearing rough grass, brushwood and shrubs, guaranteeing maximum constant quality over time. All models are equipped with a professional 3-tooth blade designed specifically for cutting back undergrowth. The technical features of our models ensure efficiency, high performance and maximum operator comfort in action.



DS 4000 S

DS 4000 T

Power/Displacement	2.5 HP – 1.83 kW/44 cm ³	2.5 HP – 1.83 kW/44 cm ³
Tube diameter	28 mm	28 mm
Grip	single	handlebar
Cutting components	130 mm dia. Load&Go line head with 3.00 mm line 255 mm dia. disc with 3 blades	130 mm dia. Load&Go line head with 3.00 mm line 255 mm dia. disc with 3 blades
Harness	single	double professional harness
Fuel tank capacity	0.75 L	0.75 L
Sound pressure/power level	102/108 dB(A)	102/108 dB(A)
Lh/rh vibration level	7.4/11.4 m/s ²	4.1/4.1 m/s ²
Dry weight without cutting tools	7.4 Kg	8.3 Kg



8410

8460 IC

Power/Displacement	2.1 HP – 1.6 kW/40.2 cm ³	2.5 HP - 1.8 kW/45.7 cm ³
Tube diameter	28 mm	28 mm
Grip	handlebar	single
Cutting components	130 mm dia. Load&Go line head with 3.00 mm line 255 mm dia. disc with 3 blades	130 mm dia. Load&Go head with 3.00 mm dia. line 305 mm dia. disc with 3 blades
Harness	double	single
Fuel tank capacity	0.75 L	1.50 L
Sound pressure/power level	98/107 dB(A)	91/104 dB(A)
Lh/rh vibration level	3.7/5.4 m/s ²	5.7/5.5 m/s ²
Dry weight without cutting tools	7.9 Kg	7.4 Kg

Professional petrol engine Brushcutters

Only available
in certain markets



8460



8530

Power/Displacement	2.5 HP - 1.8 kW/45.7 cm ³	2.8 HP - 2.1 kW/52.5 cm ³
Tube diameter	32 mm	32 mm
Grip	handlebar	handlebar
Cutting components	130 mm dia. Load&Go head with 3.00 mm dia. line 305 mm dia. disc with 3 blades	130 mm dia. Load&Go head with 3.00 mm dia. line 305 mm dia. disc with 3 blades
Harness	double professional harness	double professional harness
Fuel tank capacity	1.50 L	1.50 L
Sound pressure/power level	91/104 dB(A)	93/105 dB(A)
Lh/rh vibration level	3.7/5.4 m/s ²	2.6/3.7 m/s ²
Dry weight without cutting tools	8.1 Kg	8.2 Kg



8550 BOSS

Power/Displacement	2.8 HP - 2.1 kW/52.5 cm ³
Tube diameter	32 mm
Grip	handlebar
Cutting components	160 mm dia. Tap&Go head with 3.50 mm dia. line 305 mm dia. disc with 3 blades
Harness	double professional harness
Fuel tank capacity	1.50 L
Sound pressure/power level	93/105 dB(A)
Lh/rh vibration level	3.7/4.0 m/s ²
Dry weight without cutting tools	8.5 Kg

Professional petrol engine Brushcutters

Designed to meet the needs of green care professionals accustomed to tackling the toughest maintenance schedules, in terms of both intensity and of duration: clearing of extensive areas, both on flat ground and in hard to access locations, maintenance of green assets in rural areas and, more generally, clearing agricultural land. The new Euro 2 engine is designed to deliver maximum power output under any conditions and guarantee unwavering performance over time, especially during periods of continuous and heavy-duty use. The machines incorporate the very latest engineering solutions to guarantee high standards, in terms of both comfort — like the EasyOn starting system, AlwaysOn control handgrip, professional harness and Load&Go line head — and of minimal and simplified maintenance, like the paper air filter element with fuel anti-backflow device, and the engine protection grille.



DS 5300 S



DS 5300 T

Power/Displacement	3.3 HP - 2.4 kW/52.5 cm ³	3.3 HP - 2.4 kW/52.5 cm ³
Tube diameter	28 mm	32 mm
Grip	single	handlebar
Cutting components	130 mm dia. Load&Go ExtraLife head (with metal reinforcement) with 3.00 mm dia. line 300 mm dia. disc with 3 blades	130 mm dia. Load&Go ExtraLife head (with metal reinforcement) with 3.00 mm dia. line 300 mm dia. disc with 3 blades
Harness	single	double professional harness
Fuel tank capacity	1.00 L	1.00 L
Sound pressure/power level	103.5/113.6 dB(A)	103.5/113.6 dB(A)
Lh/rh vibration level	2.9/5.9 m/s ²	6.0/7.1 m/s ²
Dry weight without cutting tools	8.5 Kg	9.4 Kg



DS 5500 BOSS

Power/Displacement	3.3 HP - 2.4 kW/52.5 cm ³
Tube diameter	32 mm
Grip	handlebar
Cutting components	130 mm dia. Load&Go ExtraLife head (with metal reinforcement) with 3.00 mm dia. line 300 mm dia. disc with 3 blades
Harness	double professional harness
Fuel tank capacity	1.00 L
Sound pressure/power level	103.5/113.6 dB(A)
Lh/rh vibration level	3.5/5.8 m/s ²
Dry weight without cutting tools	9.9 Kg



Backpack petrol engine Brushcutters

The backpack brushcutters are designed to be carried on the shoulders like a backpack, to distribute the weight evenly. They are the ideal tool for professionals seeking a working machine that combines high performance with maximum comfort. These models use an engine housed in a frame and have a longer shaft than the other brushcutters, allowing them to be used even on terrain that is particularly inaccessible or difficult to reach. Thanks to the ergonomic backpack with height-adjustable shoulder straps and lumbar support in breathable material, the operator can enjoy unparalleled freedom for working near ditches, escarpments and undergrowth.



tough
tech AlwaysOn

sharp
pro EasyOn AlwaysOn SRS
D+D

sharp
pro EasyOn SRS
D+D

STARK 4410 BP

DSF 4300

8465 ERGO

Power/Displacement	2.1 HP - 1.6 kW/40.2 cm ³	2.5 HP - 1.83 kW/44 cm ³	2.5 HP - 1.8 kW/45.7 cm ³
Tube diameter	26 mm	26 mm	26 mm
Grip	single	single	single
Cutting components	130 mm dia. Load&Go head with 3.00 mm dia. line 255 mm dia. disc with 3 blades	130 mm dia. Load&Go line head with 3.00 mm line 255 mm dia. disc with 3 blades	130 mm dia. Load&Go head with 3.00 mm dia. line 255 mm dia. disc with 3 blades
Harness	double integrated with backpack	double professional integrated with backpack	double professional integrated with backpack
Fuel tank capacity	0.75 L	0.75 L	1.50 L
Sound pressure/power level	96.5/107 dB(A)	100/109 dB(A)	91/104 dB(A)
Lh/rh vibration level	1.7/2.1 m/s ²	2.6/2.1 m/s ²	2.5/3.1 m/s ²
Dry weight without cutting tools	9.5 Kg	9.4 Kg	10.8 Kg

Only available
in certain markets



sharp
pro EasyOn SRS
D+D

sharp
pro EasyOn AlwaysOn SRS
D+D

8535 ERGO

DSF 5300

Power/Displacement	2.8 HP - 2.1 kW/52.5 cm ³	3.3 HP - 2.4 kW/52.5 cm ³	DSF 5300 accessories
Tube diameter	26 mm	26 mm	Utility tote Tool tote to attach to the brushcutter backpack.
Grip	single	single	
Cutting components	130 mm dia. Load&Go head with 3.00 mm dia. line 255 mm dia. disc with 3 blades	130 mm dia. Load&Go ExtraLife head (with metal reinforcement) with 3.00 mm dia. line 300 mm dia. disc with 3 blades	Utility tote 61400259
Harness	double professional integrated with backpack	double professional integrated with backpack	
Fuel tank capacity	1.50 L	1.00 L	
Sound pressure/power level	93/105 dB(A)	103.4/113.1 dB(A)	
Lh/rh vibration level	2.5/3.1 m/s ²	2.1/3.4 m/s ²	
Dry weight without cutting tools	11.0 Kg	12.3 Kg	

Additional tools for Brushcutters - Pruner / Adjustable hedgetrimmers



Pruner EP 90

Adaptable to models **STARK 25** and **STARK 2500**. Same characteristics as model **EP 100**.

Product number **63069002C**

EP 90



Pruner EP 100

Implement for brushcutters with shaft diameter of 24 mm, 26 mm (excluding models **STARK 25** and **STARK 2500**) and 28 mm. Extremely easy and quick to fit, with no tools required: replaces the cutting head. The automatic oil pump mounted on the cutting implement ensures that an ideal flow is delivered to bar and chain at all times. The special profile of the fine, lightweight chain is designed to protect against the effects of kickback, thus offering maximum operator safety.

Product number **63069001E**

EP 100



Pruner EP 120

Professional model for intensive use, available with 10" guide bar and chain, adaptable to brushcutters with shaft arm diameter of 26 mm* (except for models **STARK 25** and **STARK 2500**).

Product number for version with 10" bar **63090033B**

* In order to use the attachment on **DS 3200** models it is necessary to replace flexible coupling shaft p/n **61280064AR**, with rigid adapter p/n **61280104** (can be ordered individually).

EP 120



Swivel hedgetrimmers

Compatible with rigid and backpack brushcutters with shaft arm diameter 26 mm (excluding models **STARK 25** and **STARK 2500**).

Model EH 50 (48 cm blade) is particularly suitable for hedge maintenance and can rotate through 270° with numerous fixed positions in between. Also available for pruner **PTX 2710**.

Model EH 25 (25 cm blade) is designed for cutting grass and tidying flowerbeds. Furthermore, the special blade locking device means that it can be folded over the arm, thus keeping overall dimensions to a minimum. Also available for pruner **PTX 2710**.

Model EH 48 is applicable to brushcutter **DS 2410**.

EH 25 p/n **58059005B*** for shafts Ø 26 mm can be fitted to **DS 3200** model with adapter p/n **61280104**


EH 48 p/n **58059012A** for shafts Ø 24 mm can be fitted to **DS 2800** model with adapter p/n **61280095**

EH 50 p/n **58059001B** for shafts Ø 26 mm can be fitted to **DS 3200** model with adapter p/n **61280104**

EH 25



EH 48 - EH 50



* available while stocks last.

Additional tools for Brushcutters - Pruner / Adjustable hedgetrimmers









Machines	Shaft arm outer-Ø	Bevel gear Ø	Pruner			Swivel hedgetrimmers		
			EP 90	EP 100	EP 120	EH 25	EH 48	EH 50
8061	22	M8 male						
8091	22	M8 male						
DSi 30	—	—						
STARK 25 TR / STARK 2500 TR	22	M8 male						
STARK 2500 S	26	M8 female	○					
STARK 25 / STARK 2500 T	26	M8 female	○					
STARK 3810 S	28	M10 male		○				
STARK 3810 T	28	M10 male		○				
STARK 4410 S	28	M10 male		○				
STARK 4410 T	28	M10 male		○				
STARK 4410 BP	26	M10 male		○	○	○		○
DS 2410 S	24	M10 male		○			○	
DS 2410 T	24	M10 male		○			○	
DS 2700 S	26	M10 male		○	○	○		○
DS 2700 T	26	M10 male		○	○	○		○
DS 3000 S	26	M10 male		○	○	○		○
DS 3000 T	26	M10 male		○	○	○		○
DS 2410 D	24	M10 male		○			○	
DS 3000 D	26	M10 male		○	○	○		○
DS 3500 S	26	M10 male		○	○	○		○
DS 3500 T	28	M10 male		○				
DSH 4000 S	26	M10 male						
DSH 400 T / DSH 4000 T	26	M10 male						
DSH 400 BP / DSH 4000 BP	26	M10 male						
DS 4000 S	28	M10 male		○				
DS 4000 T	28	M10 male		○				
8410	28	M10 male		○				
8460 IC	28	M10 male		○				
8460	32	M10 male						
8530	32	M10 male						
8550 BOSS	32	M10 male						
DS 5300 S	28	M10 male		○				
DS 5300 T	32	M10 male						
DS 5500 BOSS	32	M10 male						
DSF 4300	26	M10 male		○	○	○		○
8465 ERGO	26	M10 male		○	○	○		○
8535 ERGO	26	M10 male		○	○	○		○
DSF 5300	26	M10 male		○	○	○		○
DS 3600 4S	26	M10 male		○	○	○		○
DS 3600 4T	26	M10 male		○	○	○		○
DISCONTINUED MODELS								
DS 4300 S	28	M10 male		○				
DS 4300 TL	28	M10 male		○				
8530 IC	28	M10 male		○				

○ compatible tools

Accessories for Brushcutters - Line heads










Tap&Go with 2 nylon lines					
					
Part number	60012020A	61062023A	63029008A	63080011A	4199040CR
	Ø 105 mm, M8x1.25 left hand female shaft thread, anti-clockwise rotation	Ø 105 mm, M8x1.25 left hand female shaft thread, anti-clockwise rotation	Ø 105 mm, M8x1.25 left hand male shaft thread, anti-clockwise rotation	Ø 109 mm, M8x1.25 left hand female shaft thread, anti-clockwise rotation	Ø 130 mm, M8x1.25 left hand female shaft thread, anti-clockwise rotation
				Reel and line 63080012R	Reel and line 4199045R
line diameter	1.65 mm	2.00 mm	2.00 mm	1.60 mm	2.00 mm
8061	●				
8091	○			●	
DSi 30					
STARK 25 TR / STARK 2500 TR		●			
STARK 2500 S			○		
STARK 25 / STARK 2500 T			○		
STARK 3810 S					
STARK 3810 T					
STARK 4410 S					
STARK 4410 T					
STARK 4410 BP					
DS 2410 S					
DS 2410 T					
DS 2700 S					
DS 2700 T					
DS 3000 S					
DS 3000 T					
DS 2410 D					
DS 3000 D					
DS 3500 S					
DS 3500 T					
DSH 4000 S					
DSH 400 T / DSH 4000 T					
DSH 400 BP / DSH 4000 BP					
DS 4000 S					
DS 4000 T					
8410					
8460 IC					
8460					
8530					
8550 BOSS					
DS 5300 S					
DS 5300 T					
DS 5500 BOSS					
DSF 4300					
8465 ERGO					
8535 ERGO					
DSF 5300					
DS 3600 4S					
DS 3600 4T					
DISCONTINUED MODELS					
DS 4300 S					
DS 4300 TL					
8530 IC					

● standard equipment ○ compatible tools



Accessories for Brushcutters - Line heads

	Tap&Go EVO		Tap&Go with 2 nylon lines	Universal multi-line with 4 and 8 lines	
					
Part number	61459101	61459103	6112061A	63119003	4180057
	Ø 130 mm, M8x1.25 left hand male shaft thread, + M10x1.25 left hand female shaft thread, anti-clockwise rotation	Ø 130 mm, M10x1.25 left hand female shaft thread, anti-clockwise rotation	Ø 160 mm, M10x1.25 left hand female shaft thread, anti-clockwise rotation	Ø 4.77"/120 mm, 4 lines Platin-Cut, 20-25.4 mm bore "Multiline Pro Head" in aluminium	Ø 3.15"/80 mm, 8 four-lobed trimmer lines 20-25.4 mm hole "superpro" aluminium
	Reel without line 63120010R	Reel without line 63120010R	Reel and line 63032003BR	 Set of 50 lines, four-lobed section, 3.5 mm dia., length 300 mm 4180965C	
	Plastic knob 63120011R	Plastic knob 63120011R			
line diameter	2.40 mm	3.00 mm	3.50 mm	3.50 mm	3.50 mm
8061					
8091					
DSi 30					
STARK 25 TR / STARK 2500 TR					
STARK 2500 S	○				
STARK 25 / STARK 2500 T	○				
STARK 3810 S	○	○		○	○
STARK 3810 T	○	○		○	○
STARK 4410 S	○	○		○	○
STARK 4410 T	○	○		○	○
STARK 4410 BP	○	○		○	○
DS 2410 S	○				
DS 2410 T	○				
DS 2700 S	○				
DS 2700 T	○				
DS 3000 S	○				
DS 3000 T	○			○	○
DS 2410 D	○				
DS 3000 D	○				
DS 3500 S	○	○	○	○	○
DS 3500 T	○	○	○	○	○
DSH 4000 S	●	○		○	○
DSH 400 T / DSH 4000 T	●	○		○	○
DSH 400 BP / DSH 4000 BP	●	○		○	○
DS 4000 S		○		○	○
DS 4000 T		○		○	○
8410	○	○	○	○	○
8460 IC	○	○		○	○
8460	○	○	○	○	○
8530	○	○	○	○	○
8550 BOSS	○	○	●	○	○
DS 5300 S	○	○		○	○
DS 5300 T	○	○	○	○	○
DS 5500 BOSS	○	○	●	○	○
DSF 4300	○	○	○	○	○
8465 ERGO	○	○		○	○
8535 ERGO	○	○		○	○
DSF 5300	○	○		○	○
DS 3600 4S	○				
DS 3600 4T	○				
DISCONTINUED MODELS					
DS 4300 S	○	○	○	○	○
DS 4300 TL	○	○	○	○	○
8530 IC	○	○		○	○

● standard equipment ○ compatible tools

Accessories for Brushcutters - Line heads



Speed&Go: the revolutionary system that allows you to refill with line in just **10 seconds** a world first, revolutionary in terms of convenience, speed and ease of filling.

The head can be refilled using a ready-to-use pre-wound line disk featuring easy opening without using tools.
For brushcutters from 20 to 40 cc.

The pack contains:

- Speed&Go head
- Line disk M (Ø 2.4 mm)
- Adapter M10x1.25 lh female thread

Technical specifications:

- Speed&Go easy line refilling system
- Tap&Go line feed system
- Replaceable aluminium eyelets
- Replaceable low profile cap
- Fibreglass reinforced structure

Just 10 seconds and 3 simple steps to refill

1	2	3
<p>Open with a click... by pressing the two side tabs - with no need for tools.</p>	<p>Insert the disk... on the aluminium plate and feed the two line ends through the eyelets.</p>	<p>Close! by realigning the two halves and gently pressing them together & GO...</p>

The innovative disk type refilling system is available in 2 sizes:

- M: Ø 2.4 mm / .095" (7 m / 275" of line)
- L: Ø 3.0 mm / .118" (5.5 m / 216" of line)



	Head	Part code	Line		Refill	Part code
	Ø 130 mm	63139002	Ø 2.4 mm		3 pcs Ø 2.4 mm – M line	63040300
					10 pcs Ø 2.4 mm – M line	63040302
					3 pcs Ø 3.0 mm – L line	63040301
					10 pcs Ø 3.0 mm – L line	63040303

Accessories for Brushcutters - Line heads



New **LOAD&GO**

The smart line head: **twenty** seconds to refill, **zero** tools required, **zero** difficulties encountered.

Extra life available with the optional metal reinforced cap.

The pack contains	Ø 103 mm	Ø 110 mm	Ø 130 mm	Ø 130 mm	Technical specifications:
Load&Go head	●	●	●	●	- Load&Go easy line refilling system - Tap&Go line feed system - Interchangeable reinforced aluminium eyelets - Reinforced cap with hex socket* - Reinforced plastic body
2.0 mm line	Pro-Silent	-	-	-	
2.4 mm line	-	Greenline	Greenline	○	
3.0 mm line	-	-	Greenline	First	
M10x1.25 adapter, lh female thread	●	●	●	●	
Plastic knob	●	●	●	○	
Metal knob	-	-	○	●	

● standard equipment ○ compatible tools

Just 20 seconds and 3 simple steps to refill



Load....
align the eyelets. Insert the line in the head through one eyelet and feed it out through the opposite one until obtaining two tails of identical length.



&...
turn the profiled knob counter-clockwise.



Go!
the head is now ready for use.



* When line thickness and length call for more effort to rewind the line.

Insert the spark plug wrench into the corresponding hex socket.

Turn clockwise.















Ø 103 mm	Knob	Code	Line	Standard adapters	Minimum quantity	Engine
	Plastic	63149002	Ø 2.0 mm	M8x1.25 lh female thread	20	20 – 25 cc
Spare parts available						
	Knob	63140005R	-	-	5	
	Reel without line	63100020R	-	-	1	
Ø 110 mm	Knob	Code	Line	Standard adapters	Minimum quantity	Engine
	Plastic	63109001	Ø 2.4 mm	M10x1.25 lh female thread	20	20 – 30 cc
Spare parts available						
	Knob	63100007R	-	-	5	
	Reel without line	63100020R	-	-	1	
Ø 130 mm	Knob	Code	Line	Standard adapters	Minimum quantity	Engine
	Plastic	63129007	Ø 2.4 mm + Ø 3.0 mm	M10x1.25 lh female thread	20	20 – 55 cc
	Metal	63129014	Ø 3.0 mm	M10x1.25 lh female thread	20	30 – 55 cc
Spare parts available						
	Knob	63120007AR	-	-	5	
	Reel without line	63120020AR	-	-	1	
	Reinforced knob	63120030AR	-	-	5	

Accessories for Brushcutters - Line heads



Adapters kit for Speed&Go and Load&Go line heads

The case contains 120 adapters (12 type of insert, different in terms of drive pin characteristics and thread pitch). The compatibility table allows fast identification of the type of line head adapter required in accordance with the make and model of brushcutter, guaranteeing total compatibility with the majority of models produced by the various makers and present on the world market. Dealers can re-order the most popular part codes with a minimum quantity of 10 items.

	Adapters kit		Part code
	Complete kit of 12 adapters compatible with our competitors' models		63120021B
Spare parts available			
	Standard adapters	Part code	Minimum quantity
	M8x1,25LHF	63120046	10
	M10x1LHF	63120047	10
	M10x1,5LHF	63120050	10
	M12x1,25LHF	63120051	10
	M12x1,5LHF	63120052	10
	M10x1,25LHM	63120048	10
	M10x1,5LHM	63120049	10
	M7x1LHM	63120045	10
	3/8-24FLHF	63120054	10
	M12x1,75LHF	63120053	10
	M14x1,5LHF	63120055	10
	M8x1,25LHM	63120042R	10
Available without case in 10-piece kits:			
	M10x1,25LHF	63120041R	10






Accessories for Brushcutters - Line heads

Universal with 12-adapter kit case									
Tap&Go EVO		Speed&Go		Load&Go with plastic cap, metal knob and rapid line refill system					
Part number	61459101	61459103	63139002		63149002	63109001	63129007		63129014
	Ø 130 mm, M8x1.25 left hand male shaft thread, + M10x1.25 left hand female shaft thread, anti-clockwise rotation	Ø 130 mm, M10x1.25 left hand female shaft thread, anti-clockwise rotation	Ø 130 mm, M10x1.25 left hand female shaft thread, anti-clockwise rotation		Ø 103 mm, M8x1.25 left hand female shaft thread, anti-clockwise rotation	Ø 110 mm, M10x1.25 left hand female shaft thread, anti-clockwise rotation	Ø 130 mm, plastic knob, 1 left hand female shaft thread M10x1.25 insert, Ø 2.40 and 3.00 mm line, anti-clockwise rotation		Ø 130 mm, metal knob, 1 left hand female shaft thread M10x1.25 insert, Ø 3.00 mm line, anti-clockwise rotation
	Reel without line 63120010R	Reel without line 63120010R	3 M refills 63040300	3 L refills 63040301	Reel without line 63100020R	Reel without line 63100020R	Reel without line 63120020AR		Reel without line 63120020AR
	Plastic knob 63120011R	Plastic knob 63120011R	10 M refills 63040302	10 L refills 63040303	Plastic knob 63140005R	Plastic knob 63100007R	Plastic knob 63120007AR		Plastic knob 63120007AR
							Optional metal knob 63120030AR		Standard metal knob 63120030AR
line diameter	2.40 mm	3.00 mm	2.40 mm	3.00 mm	2.00 mm	2.40 mm	2.40 mm	3.00 mm	3.00 mm
8061									
8091									
DSi 30					●				
STARK 25 TR / STARK 2500 TR					○				
STARK 2500 S	○		○		○		○		
STARK 25 / STARK 2500 T	○		○		○		○		
STARK 3810 S	○	○	○	○				●	○
STARK 3810 T	○	○	○	○				●	○
STARK 4410 S	○	○		○				●	○
STARK 4410 T	○	○		○				●	○
STARK 4410 BP	○	○		○				●	○
DS 2410 S	○		○		○		●		
DS 2410 T	○		○		○		●		
DS 2700 S	○		○			○	●		
DS 2700 T	○		○			○	●		
DS 3000 S	○		○			○	●		
DS 3000 T	○		○			○	●		
DS 2410 D	○		○		○	●	○		
DS 3000 D	○		○			○	●		
DS 3500 S	○	○	○	○			○	●	○
DS 3500 T	○	○	○	○			○	●	○
DSH 4000 S	●	○							
DSH 400 T / DSH 4000 T	●	○							
DSH 400 BP / DSH 4000 BP	●	○							
DS 4000 S		○						●	
DS 4000 T		○						●	
8410	○	○		○			○	●	○
8460 IC	○	○						●	○
8460	○	○						●	○
8530	○	○						●	○
8550 BOSS	○	○						○	○
DS 5300 S	○	○						○	●
DS 5300 T	○	○						○	●
DS 5500 BOSS	○	○						○	○
DSF 4300	○	○		○			○	●	○
8465 ERGO	○	○						●	○
8535 ERGO	○	○						●	○
DSF 5300	○	○						●	○
DS 3600 4S	○		○				●	○	○
DS 3600 4T	○		○				●	○	○
DISCONTINUED MODELS									
DS 4300 S	○	○		○			○	●	○
DS 4300 TL	○	○		○			○	●	○
8530 IC	○	○						●	○

● standard equipment ○ compatible tools

Accessories for Brushcutters - Blades








Part number	Special steel blades for grass cutting		3-tooth blades in special steel		Fixed 3-tooth steel blade
					
	4095567AR	4095675AR	4095637AR	4095638AR	4095643R
	Ø 10"/255 mm, thickness 1.6 mm, bore 25.4 mm	Ø 12"/305 mm, thickness 2.5 mm, bore 25.4 mm	Ø 9"/230 mm, thickness 1.4 mm, bore 25.4 mm	Ø 10"/255 mm, thickness 1.4 mm, bore 25.4 mm	Ø 10"/255 mm, thickness 1.4 mm, bore 25.4 mm
8061					
8091					
DSi 30					
STARK 25 TR / STARK 2500 TR					
STARK 2500 S			○	○	
STARK 25 / STARK 2500 T			○	○	
STARK 3810 S					
STARK 3810 T					
STARK 4410 S					
STARK 4410 T		○		○	○
STARK 4410 BP	○			○	○
DS 2410 S					
DS 2410 T					
DS 2700 S			○	○	
DS 2700 T			○	○	
DS 3000 S	○			○	○
DS 3000 T	○			○	○
DS 2410 D					
DS 3000 D	○			○	○
DS 3500 S	○			○	○
DS 3500 T	○			○	○
DSH 4000 S	○	○	○	○	
DSH 400 T / DSH 4000 T	○	○	○	○	
DSH 400 BP / DSH 4000 BP	○	○	○	○	
DS 4000 S				○	○
DS 4000 T		○		○	○
8410		○		○	○
8460 IC		○		○	○
8460		○		○	○
8530		○		○	○
8550 BOSS		○		○	○
DS 5300 S		○		○	○
DS 5300 T		○		○	○
DS 5500 BOSS		○		○	○
DSF 4300		○		○	○
8465 ERGO		○		○	○
8535 ERGO		○		○	○
DSF 5300		○		○	○
DS 3600 4S	○			○	○
DS 3600 4T	○			○	○
DISCONTINUED MODELS					
DS 4300 S				○	○
DS 4300 TL		○		○	○
8530 IC		○		○	○

• standard equipment ○ compatible tools








Accessories for Brushcutters - Blades

Part number	3-tooth blades in tempered steel		4-tooth blades in tempered steel		
	 4095673BR Ø 10"/255 mm, thickness 1.8 mm, bore 25.4 mm	 4095674AR Ø 12"/305 mm, thickness 2.4 mm, bore 25.4 mm	 4095681AR 8"/200 mm dia., thickness 2.0 mm, bore 25.4 mm	 4095568AR Ø 9"/230 mm, thickness 1.4 mm, bore 25.4 mm	 4095563AR Ø 10"/255 mm, thickness 1.4 mm, bore 25.4 mm
8061					
8091					
DSi 30					
STARK 25 TR / STARK 2500 TR					
STARK 2500 S	○	○	○	○	○
STARK 25 / STARK 2500 T	●	○	○	○	○
STARK 3810 S	○				
STARK 3810 T	●				
STARK 4410 S	●				
STARK 4410 T	●	○			○
STARK 4410 BP	●	○			○
DS 2410 S	●		○	○	○
DS 2410 T	●		○	○	○
DS 2700 S	●	○		○	○
DS 2700 T	●	○		○	○
DS 3000 S	●	○		○	○
DS 3000 T	●	○		○	○
DS 2410 D	●				
DS 3000 D	●	○		○	○
DS 3500 S	●	○			○
DS 3500 T	●	○			○
DSH 4000 S	○	○	○		○
DSH 400 T / DSH 4000 T	○	○	○		○
DSH 400 BP / DSH 4000 BP	○	○	○		○
DS 4000 S	●	○			○
DS 4000 T	●	○			○
8410	●	○			○
8460 IC		○			○
8460		○			○
8530		○			○
8550 BOSS		○			○
DS 5300 S		○			○
DS 5300 T		○			○
DS 5500 BOSS		○			○
DSF 4300	●	○			○
8465 ERGO	●	○			○
8535 ERGO	●	○			○
DSF 5300	●	○			○
DS 3600 4S	●	○			○
DS 3600 4T	●	○			○
DISCONTINUED MODELS					
DS 4300 S	●	○			○
DS 4300 TL	●	○			○
8530 IC		○			○

● standard equipment ○ compatible tools

Accessories for Brushcutters - Blades








Part number	8-tooth blades in tempered steel		22-tooth blades in tempered steel	60-tooth blades in tempered steel	
					
	4095565AR	4095065AR	4095666AR	4095636AR	4095635AR
	Ø 9"/230 mm, thickness 1.4 mm, bore 25.4 mm	Ø 10"/255 mm, thickness 1.4 mm, bore 25.4 mm	Ø 8"/200 mm, thickness 1.6 mm, bore 25.4 mm	Ø 9"/230 mm, thickness 1.4 mm, bore 25.4 mm	Ø 10"/255 mm, thickness 1.4 mm, bore 25.4 mm
8061					
8091					
DSi 30					
STARK 25 TR / STARK 2500 TR					
STARK 2500 S	○				
STARK 25 / STARK 2500 T	○				
STARK 3810 S					
STARK 3810 T					
STARK 4410 S					
STARK 4410 T	○	○	○	○	○
STARK 4410 BP				○	○
DS 2410 S		○			
DS 2410 T		○			
DS 2700 S	○				
DS 2700 T	○				
DS 3000 S	○	○			
DS 3000 T	○	○			
DS 2410 D					
DS 3000 D	○	○			
DS 3500 S	○	○		○	○
DS 3500 T	○	○		○	○
DSH 4000 S					
DSH 400 T / DSH 4000 T					
DSH 400 BP / DSH 4000 BP					
DS 4000 S	○	○	○	○	○
DS 4000 T	○	○	○	○	○
8410	○	○	○	○	○
8460 IC		○	○		○
8460		○	○		○
8530		○	○		○
8550 BOSS		○	○		○
DS 5300 S		○	○		○
DS 5300 T		○	○		○
DS 5500 BOSS		○	○		○
DSF 4300		○			○
8465 ERGO		○	○		○
8535 ERGO		○			○
DSF 5300		○			○
DS 3600 4S	○	○		○	○
DS 3600 4T	○	○		○	○
DISCONTINUED MODELS					
DS 4300 S	○	○	○	○	○
DS 4300 TL	○	○	○	○	○
8530 IC		○	○		○

• standard equipment ○ compatible tools



Accessories for Brushcutters - Blades

Part number	80-tooth blades in tempered steel		3-tooth brush blades in tempered steel		Shredder blades with 2 curved teeth in special steel
					
	4095564AR	4095066AR	4095641BR	4095665BR	4095677AR
	Ø 9"/230 mm, thickness 1.4 mm, bore 25.4 mm	Ø 10"/255 mm, thickness 1.4 mm, bore 25.4 mm	Ø 10"/255 mm, thickness 3.0 mm, bore 25.4 mm	Ø 12"/305 mm, thickness 3.0 mm, bore 25.4 mm	Ø 12"/305 mm, thickness 3.0 mm, bore 25.4 mm
8061					
8091					
DSi 30					
STARK 25 TR / STARK 2500 TR					
STARK 2500 S					
STARK 25 / STARK 2500 T					
STARK 3810 S					
STARK 3810 T					
STARK 4410 S					
STARK 4410 T	o	o	o		
STARK 4410 BP	o	o	o	o	
DS 2410 S					
DS 2410 T					
DS 2700 S					
DS 2700 T					
DS 3000 S			o		
DS 3000 T			o		
DS 2410 D					
DS 3000 D			o		
DS 3500 S	o	o	o		
DS 3500 T	o	o	o		
DSH 4000 S			o	o	
DSH 400 T / DSH 4000 T			o	o	
DSH 400 BP / DSH 4000 BP			o	o	
DS 4000 S	o	o	o		
DS 4000 T	o	o	o	o	o
8410	o	o	o	o	o
8460 IC		o	o	•	o
8460		o	o	•	o
8530		o	o	•	o
8550 BOSS		o	o	•	
DS 5300 S		o	o	•	o
DS 5300 T		o	o	•	o
DS 5500 BOSS		o	o	•	
DSF 4300		o	o	o	o
8465 ERGO		o	o	o	o
8535 ERGO		o	o	o	o
DSF 5300		o	o	o	o
DS 3600 4S	o	o	o		
DS 3600 4T	o	o	o		
DISCONTINUED MODELS					
DS 4300 S	o	o	o		
DS 4300 TL	o	o	o	o	o
8530 IC		o	o	•	o

• standard equipment o compatible tools

Accessories for Brushcutters - Guards



Part number	Plastic guards									Metal guards		
	For 600 W electric trimmer	For DSi battery-powered brushcutters	For 850 W/1000 W electric trimmer	For petrol engine trimmer STARK TR	For DS 2200/2400 brushcutters	For 8250 ERGO brushcutters	For STARK brushcutters	For DSH brushcutters	For 38/46/53 cc brushcutters	For 25/30/34/38 cc brushcutters	Ø 200 metal guard for 22-tooth blade	Ø 255 metal guard for 60/80-tooth blade
8061	•											
8091			•									
DSi 30		•										
STARK 25 TR / STARK 2500 TR				•								
STARK 2500 S							•					
STARK 25 / STARK 2500 T							•					
STARK 3810 S									○	•		○
STARK 3810 T									○	•		○
STARK 4410 S									○	•		○
STARK 4410 T									○	•		○
STARK 4410 BP										•		○
DS 2410 S					•							
DS 2410 T					•							
DS 2700 S					○	•						
DS 2700 T					○	•						
DS 3000 S										•		
DS 3000 T										•		
DS 2410 D					•							
DS 3000 D					•					•		
DS 3500 S									•			○
DS 3500 T									•			○
DSH 4000 S								•				
DSH 400 T / DSH 4000 T								•				
DSH 400 BP / DSH 4000 BP								•				
DS 4000 S									•		○	○
DS 4000 T									•		○	○
8410									•		○	○
8460 IC									•		○	○
8460									•		○	○
8530									•		○	○
8550 BOSS									•		○	○
DS 5300 S									•		○	○
DS 5300 T									•		○	○
DS 5500 BOSS									•		○	○
DSF 4300										•		○
8465 ERGO										•		○
8535 ERGO										•		○
DSF 5300										•		○
DS 3600 4S									•			○
DS 3600 4T									•			○
DISCONTINUED MODELS												
DS 4300 S									•		○	○
DS 4300 TL									•		○	○
8530 IC									•		○	○

• standard equipment ○ compatible tools



Accessories for Brushcutters - Harnesses

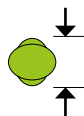

Part number	Single harness		Harness with cushion		Double harness		Professional harness
	4160463AR	60010143R	4179164R	4179172R	61200106R	63050018AR	63070002AR
	with snap hook	without snap hook	with cushion	with "comfort" cushion	double	double with quick release	professional
8061		○					
8091		●					
DSi 30	●	○					
STARK 25 TR / STARK 2500 TR	○	○					
STARK 2500 S	●	○					
STARK 25 / STARK 2500 T	●		○	○	○	○	○
STARK 3810 S	●						
STARK 3810 T					●		
STARK 4410 S	●						
STARK 4410 T					●		
STARK 4410 BP							
DS 2410 S	●						
DS 2410 T			●				
DS 2700 S	●	○					
DS 2700 T			●	○	○	○	○
DS 3000 S	●	○					
DS 3000 T			●	○	○	○	○
DS 2410 D							
DS 3000 D	●	○					
DS 3500 S	●	○					
DS 3500 T			○	○	○	○	●
DSH 4000 S	●						
DSH 400 T / DSH 4000 T			○	○	●	○	○
DSH 400 BP / DSH 4000 BP							
DS 4000 S	●	○					
DS 4000 T					○	○	●
8410					●	○	○
8460 IC	●	○					
8460							●
8530							●
8550 BOSS							●
DS 5300 S	●	○					
DS 5300 T							●
DS 5500 BOSS							●
DSF 4300							
8465 ERGO							
8535 ERGO							
DSF 5300							
DS 3600 4S	●	○	○	○			
DS 3600 4T					○	●	○
DISCONTINUED MODELS							
DS 4300 S	●	○					
DS 4300 TL					○	○	●
8530 IC	●	○					

● standard equipment ○ compatible tools

Accessories for Brushcutters - Strimmer lines

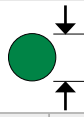


Line	Type	Diameter		Length (m)	Mini blister	Length (m)	Blister pack 1 lb-0.450 kg	Length (m)	Spool 4 lbs-1.8 kg	Length (m)	Spool 22 lbs-10 kg
		mm	inches		Code		Code		Code		Code



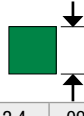
High quality line composed of a blend of patented raw materials, with aerodynamic spiral cross-section. Slices through the air with minimal resistance, leading to reduced noise and lower vibration levels. Especially suitable for battery-powered or mains machines, this line reduces power absorption whilst ensuring high cutting speed and long life of both the motor and battery. **Technical specifications:** ideal for grass and weeds.

Pro-Silent	spiral	1,6	.065"	15	63040314						
		2,0	.080"	15	63040315	123	63040317				

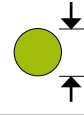



Top quality line made of co-polymers that assure the maximum resistance to wear and breakage. **Technical specifications:** clean and precise cut; ideal for grass, weeds and scrub; high cutting speed.

Greenline	round	1,6	.065"	15	63040219A						
		2,0	.080"	15	63040220A						
		2,4	.095"	15	63040221A	87	63040057B	349	63040060A	1950	63042013
		2,7	.106"	15	63040183A	72	63040180A	280	63040239	1540	63042006
		3,0	.119"	15	63040222A	56	63040058C	223	63040061A	1250	63042008
		3,5	.139"	12	63040223A	41	63040171B	164	63040172A	920	63042001
		4,0	.157"			31	63040255A				

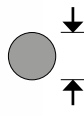


Greenline	square	2,4	.095"	15	63040230A	69	63040236A				
		2,7	.106"	15	63040282A	56	63040284A	217	63040285	920	63042007
		3,0	.119"	15	63040283A	44	63040199B	175	63040202A	720	63042009
		3,5	.139"			32	63040200B	129	63040272		



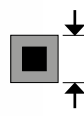
Professional line composed of two materials that provide high flexibility elevated breaking strength and optimal toughness for high abrasion resistance. More than 30% longer-lasting than conventional lines. **Technical specifications:** ideal for grass, weeds, scrub and brushwood, even in the vicinity of stones and walls; high cutting speed.

First	round	2,4	.095"	15	63040232A	87	63040237A				
		3,0	.119"	15	63040281A	56	63040091B	223	63040270	1250	63042012
		3,5	.139"	12	63040294A	41	63040093B	164	63040265	920	63042015
		4,0	.157"			31	63040257A	123	63040259		



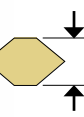
Professional line that guarantees the maximum performance in terms of resistant to abrasion, breakage and sticking; the line has a double layer cross section: the core assures exceptionally high breaking resistance, while the outer sheaf provides wear resistance. **Technical specifications:** ideal for grass, weeds, scrub and brushwood, even in the vicinity of stones and walls; high cutting speed.

Titanium	round	3,0	.119"			56	63040214B	168	63040210A*	1250	63042003
		3,5	.139"			41	63040207B	123	63040211A*	920	63042004



Professional line with an innovative profile that ensures the maximum cutting performance and top-of-the-range durability of up to 40% longer than conventional lines. Double layer cross section: the core provides very high breakage resistance, while the outer sheath imparts very high wear resistance. Excellent weld resistance to temperatures of up to 280°C. **Technical specifications:** ideal for grass, weeds, scrub and brushwood, even in the vicinity of stones and walls; high cutting speed.

Platin-Cut	serrated square	2,7	.106"	15	63040233A	57	63040241A				
		3,0	.119"			44	63040243A	175	63040245		
		3,5	.139"			32	63040250A	128	63040251	780	63042002
		4,0	.157"			25	63040261A	99	63040263		



Innovative professional line that guarantees the utmost flexibility and abrasion resistance. Reinforced sawtooth profile for the maximum cutting performance. **Technical specifications:** clean and precise cut; ideal for scrub, brushwood and undergrowth with diameters up to 12 mm; high cutting speed; quieter than conventional line and safer and more practical than a conventional steel blade.

Saw-Blade Gold	sawtooth	3,0	.119"			37	63040247B				
		3,5	.139"			27	63040253B	143	63040274		

* Titanium packaging in rolls, weighs 3 lbs – 1.35 kg

Accessories for Brushcutters - Strimmer lines



Recommended displacement



Recommended head



Recommended application

electric trimmers	22 cc	25 cc	30 cc	35 cc	40 cc	44 cc	more than 50 cc	Tap&Go Ø 105	Tap&Go Ø 109	Tap&Go Ø 130-160	Load&Go Ø 103	Load&Go Ø 110	Load&Go Ø 130	Multiline	Grass	Weeds, scrub	Brushwood, shrubs	Undergrowth	Pavements, car parks
	•	•						•	•		•				•				
	•	•	•					•	•	•	•	•			•				
	•	•	•	•				•	•	•	•	•			•				
		•	•	•	•					•	•	•	•		•	•			
			•	•	•	•				•	•	•	•	•	•	•			
				•	•	•	•			•	•	•	•	•	•	•	•		
					•	•	•			•	•	•	•	•	•	•	•	•	
						•	•			•	•	•	•	•	•	•	•	•	
							•			•	•	•	•	•	•	•	•	•	
							•			•	•	•	•	•	•	•	•	•	
							•			•	•	•	•	•	•	•	•	•	
							•			•	•	•	•	•	•	•	•	•	
							•			•	•	•	•	•	•	•	•	•	
							•			•	•	•	•	•	•	•	•	•	

Lawnmowers for any grassed area, plus bespoke solutions.

Technology and comfort

Efco offers a range of machines for mowing different types of grassed areas. The push-type lawnmower was developed for use in confined spaces, where the agility of the machine is more important; in contrast propulsion-type lawnmowers are more suitable for the maintenance of larger size lawns. Our models are diversified also in terms of their technical features so they can meet all possible requirements: cutting height can be independently adjusted on each wheel or adjusted via a centralised control, starting can be manual or electric, and motive power can be provided by a battery, petrol engine or mains power cable. The professional lawnmowers are distinguished by their superior productivity on larger size areas, including irregular terrain, thanks to the steel transmission and front bumper, aluminium wheels, and reinforced deck.



1 Cutting height adjustment system, operated by means of a handy lever with pushbutton (**ALLROAD EXA 4, ALLROAD ALUMINIUM, ALUMINIUM PRO**).

2 Large-size wheels, ideal for even the roughest terrain (**ALLROAD PLUS 4, ALLROAD EXA 4, ALLROAD ALUMINIUM, ALUMINIUM PRO**).




3 Engine with "Instart" battery-powered starting (**LR 48 TBXE ALLROAD PLUS 4, LR 53 TBXE ALLROAD PLUS 4, AR 53 TBXE ALLROAD ALUMINIUM**).

4 4-cutting device: cutting system that includes mulching, collection and side discharge as standard with deflector for rear discharge (**ALLROAD PLUS 4, ALLROAD EXA 4**).



5 **MR 55** and **ALUMINIUM PRO** line, equipped with aluminium wheels: the maximum strength also when facing the heaviest work.

6 **EXA 4** line featuring new ergonomic handlebar with central joint: adjustable to suit the operator's stature and foldable for storage.



7 Professional grade 3-speed transmission to modulate the ground speed to suit the type of work and the terrain (**MR 55 TBI, MR 55 HXF**).

8 The full bag indicator alerts the operator when the grass catcher needs emptying, thus eliminating constant stops to check the level and preventing spillage caused by overfilling (**COMFORT PLUS combustion engine, ALLROAD PLUS 4, ALLROAD EXA 4, ALLROAD ALUMINIUM, ALUMINIUM PRO**).



Guide to selection

		HOME	COUNTRYSIDE	URBAN
CUTTING THE GARDEN LAWN	Electric Lawnmowers	PR 35 S / PR 40 S LR 44 PE COMFORT PLUS LR 48 PE COMFORT PLUS		
	Battery-powered Lawnmowers	LRi 44 P / LRi 48 P / LRi 48 T		
	COMFORT PLUS push-type Lawnmowers	LR 44 PK / LR 44 PB LR 48 PK / LR 48 PBQ		
	COMFORT PLUS self-propelled Lawnmowers	LR 44 TK / LR 48 TK / LR 48 TKE / LR 48 TBQ / LR 48 TBX LR 53 TK / LR 53 TKE / LR 53 TBX		
	ALLROAD PLUS 4 self-propelled Lawnmowers	LR 48 TK / LR 48 TKE / LR 48 TBR / LR 48 TBXE LR 53 TK / LR 53 TBX / LR 53 TBXE / LR 53 THX / LR 53 VK		
	ALLROAD EXA 4 self-propelled Lawnmowers	LR 53 TK / LR 53 TBX		
	ALLROAD ALUMINIUM self-propelled Lawnmowers	AR 48 TK / AR 53 TK AR 53 TBX / AR 53 TBXE / AR 53 VBD / AR 53 THX		
	ALUMINIUM PRO self-propelled Lawnmowers	AR 53 TK / AR 53 VBD		
MR 55 self-propelled professional Lawnmowers	MR 55 TBD / MR 55 TBI / MR 55 HXF			

Proper maintenance

- Periodically, check the **oil level** and the **fuel level** (models with petrol engine).
- Make certain that the **cutting area** (under the deck), the grass catcher, and the machine in general, are **cleaned** regularly and thoroughly.
- Check the **sharpness of the blade periodically**.
- Inspect and clean the **air filter** periodically (in the case of models with combustion engine).
- Check the **engine oil** periodically and renew if necessary, inspect the **drive belts and pulley** of the transmission system, clean the **variable speed** unit thoroughly, and inspect the **wheel bearings**, lubricating if necessary.

Electric Lawnmowers

Maintenance of the open spaces around your home calls for versatile and practical tools, able to provide durable service and withstand prolonged use over time. The electric lawnmowers are ideal for looking after small and medium size areas. These mowers work efficiently in gardens and grassed areas, allowing simple, functional and low noise grass cutting. Unlike petrol engine models, electric lawnmowers provide a threefold advantage: no need for top-ups, zero pollutant emissions and major reduction in noise levels.



300 m²

PR 35 S



550 m²

PR 40 S

- Deck
- Electric motor power
- Cutting width
- Propulsion
- Cutting adjustment
- Cutting height
- Grass box capacity
- Mulching/Side discharge
- Weight

Deck	ABS	ABS
Electric motor power	1.1 kW	1.3 kW
Cutting width	33 cm	38 cm
Propulsion	push	push
Cutting adjustment	independent	independent
Cutting height	20-36-52 mm	28-44-60 mm
Grass box capacity	25 L	40 L
Mulching/Side discharge	not available/not available	not available/not available
Weight	12.2 Kg	15.0 Kg



600-800 m²

LR 44 PE COMFORT PLUS



700-800 m²

LR 48 PE COMFORT PLUS

- Deck
- Electric motor power
- Cutting width
- Propulsion
- Cutting adjustment
- Cutting height
- Grass box capacity
- Mulching/Side discharge
- Weight

Deck	steel	steel
Electric motor power	1.5 kW	1.6 kW
Cutting width	41 cm	46 cm
Propulsion	push-type	push-type
Cutting adjustment	independent	independent
Cutting height	from 28 to 75 mm	from 28 to 75 mm
Grass box capacity	60 L	60 L
Mulching/Side discharge	not available/not available	not available/not available
Weight	21.0 Kg	24.0 Kg

Battery-powered Lawnmowers

The transition to a battery power source has produced significant benefits also for lawnmowers, leaving little to be desired with respect to classic petrol engine machines. With the **LRI 44** and **LRI 48**, this latter model available also in a self-propelled version, mowing duties benefit from ease of use, reduced noise levels and the complete elimination of exhaust gas. The need to empty the fuel tank to prepare for winter storage, replace the spark plug, clean the air filter, and the possible deterioration of stored fuel-oil mixture are nothing more than a distant memory with a modern battery-powered motor, with all the power needed to ensure high performance levels. The **LRI 44** and **LRI 48** are both equipped with a double battery housing, making it possible to extend running time with up to two 5 Ah batteries to tackle larger mowing surface areas. Both machines feature a steel deck, with centralised cutting height adjustment, generously sized grass catcher and, for **LRI 48** models, 4 in 1 cutting function, for cutting without pick-up, with mulching system or side discharge.



	 LRI 44 P	 LRI 48 P	 LRI 48 T
Motor type	Brushless	Brushless	Brushless
Voltage	40 V	40 V	40 V
Max no. of batteries	up to 2	up to 2	up to 2
Operating batteries	Bi 2,5 EF / Bi 5,0 EF	Bi 5,0 EF	Bi 5,0 EF
Maximum motor power	750 W	1250 W	1250 W
Deck material	steel	steel	steel
Propulsion	push-type	push-type	self-propelled
Cutting diameter	41 cm	46 cm	46 cm
Cutting height	from 28 to 75 mm	from 28 to 75 mm	from 28 to 75 mm
Grass catcher capacity	70 l	70 l	70 l
Mulching mode	no	yes	yes
Side discharge	no	yes	yes
Operation without grass catcher	yes	yes	yes
Wheels diameter	200/200 mm	200/280 mm	200/280 mm
Sound pressure / power level	80/91.6 dB(A)	80/91.6 dB(A)	80/91.6 dB(A)
Lh/rh vibration level	< 2.5 m/s ²	< 2.5 m/s ²	< 2.5 m/s ²
Running time			
AREA 1 x 2.5 Ah	≤ 200 m ²	-	-
AREA 2 x 2.5 Ah	≤ 400 m ²	-	-
AREA 1 x 5.0 Ah	≤ 400 m ²	≤ 600 m ²	≤ 500 m ²
AREA 2 x 5.0 Ah	≤ 800 m ²	≤ 1200 m ²	≤ 1000 m ²
Weight without batteries	23 Kg	27 Kg	29 Kg
Charging time	110' (2.5 Ah) / 220' (5.0 Ah)	110' (2.5 Ah) / 220' (5.0 Ah)	110' (2.5 Ah) / 220' (5.0 Ah)

available from spring 2019.

** available from summer 2019.

** available from summer 2019.

COMFORT PLUS push-type Lawnmowers

Push-type lawnmowers are an excellent solution for home users dealing with maintenance of grassed areas no larger than 1,400 m² in size. The **COMFORT PLUS** series of lawnmowers was developed with special attention focused on ergonomics and functional styling. The steel deck imparts greater strength and ruggedness to this model.

800-1000 m²800-1000 m²

LR 44 PK COMFORT PLUS | LR 44 PB COMFORT PLUS

Deck	steel	steel
Displacement	140 cm ³	125 cm ³
Engine make/model	Emak K 600 OHV	Briggs & Stratton 450 E series
Cutting width	41 cm	41 cm
Propulsion	push-type	push-type
Cutting adjustment	independent	independent
Cutting height	from 28 to 75 mm	from 28 to 75 mm
Grass box capacity	70 L	70 L
Mulching/Side discharge	not available/not available	not available/not available
Weight	24.0 Kg	23.4 Kg

1000-1400 m²1000-1400 m²

LR 48 PK COMFORT PLUS | LR 48 PBQ COMFORT PLUS

Deck	steel	steel
Displacement	140 cm ³	140 cm ³
Engine make/model	Emak K 600 OHV	Briggs & Stratton 550 E series
Cutting width	46 cm	46 cm
Propulsion	push-type	push-type
Cutting adjustment	independent	independent
Cutting height	from 28 to 75 mm	from 28 to 75 mm
Grass box capacity	70 L	70 L
Mulching/Side discharge	optional/not available	optional/not available
Weight	25.4 Kg	24.4 Kg

COMFORT PLUS self-propelled Lawnmowers

Self-propelled lawnmowers are the most suitable option for working on sloping lawns with overgrown areas. The main characteristic of self-propelled lawnmowers is the coupling between the wheels and the engine or motor. Thanks to this solution, the machine is accompanied rather than pushed and cutting performance is optimised. The **COMFORT PLUS** series, with single speed propulsion system, is the ideal solution for larger areas and for uneven or gently sloping ground. Also available: **TKE** models with battery starting for smooth and effortless start-up.



Home Plus 1000-1200 m² Emak

Home Plus plus cut 1400-1800 m² Emak

Home Plus plus cut 1400-1800 m² Emak

IK-GO

LR 44 TK COMFORT PLUS

LR 48 TK COMFORT PLUS

LR 48 TKE COMFORT PLUS

Deck	steel	steel	steel
Displacement	139 cm ³	139 cm ³	166 cm ³
Engine make/model	Emak K 605 OHV	Emak K 605 OHV	Emak K 655i OHV - electric start
Cutting width	41 cm	46 cm	46 cm
Propulsion (speed)	self-propelled (3.6 km/h)	self-propelled (3.6 km/h)	self-propelled (3.6 km/h)
Cutting adjustment	central	central	central
Cutting height	from 28 to 75 mm	from 28 to 75 mm	from 28 to 75 mm
Grass box capacity	70 L	70 L	70 L
Mulching/Side discharge	not available/not available	optional/not available	optional/not available
Weight	28.3 Kg	30.4 Kg	31.5 Kg

* available from summer 2019.

Home Plus plus cut 1400-1800 m² BRIGGS & STRATTON

LR 48 TBQ COMFORT PLUS

Deck	steel
Displacement	140 cm ³
Engine make/model	Briggs & Stratton 550 E series
Cutting width	46 cm
Propulsion (speed)	self-propelled (3.6 Km/h)
Cutting adjustment	central
Cutting height	from 28 to 75 mm
Grass box capacity	70 L
Mulching/Side discharge	optional/not available
Weight	28.4 Kg



COMFORT PLUS self-propelled Lawnmowers



LR 48 TBX COMFORT PLUS LR 53 TK COMFORT PLUS

Deck	steel	steel
Displacement	150 cm ³	166 cm ³
Engine make/model	Briggs & Stratton 625 E OHV series	Emak K 655 OHV
Cutting width	46 cm	51 cm
Propulsion (speed)	self-propelled (3.6 Km/h)	self-propelled (3.6 Km/h)
Cutting adjustment	central	central
Cutting height	from 28 to 75 mm	from 28 to 75 mm
Grass box capacity	70 L	70 L
Mulching/Side discharge	optional/not available	optional/not available
Weight	30.6 Kg	31.8 Kg



LR 53 TKE COMFORT PLUS LR 53 TBX COMFORT PLUS

Deck	steel	steel
Displacement	166 cm ³	150 cm ³
Engine make/model	Emak K 655i OHV - electric start	Briggs & Stratton 625 E OHV series
Cutting width	51 cm	51 cm
Propulsion (speed)	self-propelled (3.6 Km/h)	self-propelled (3.6 Km/h)
Cutting adjustment	central	central
Cutting height	from 28 to 75 mm	from 28 to 75 mm
Grass box capacity	70 L	70 L
Mulching/Side discharge	optional/not available	optional/not available
Weight	32.9 Kg	31.6 Kg

* available from summer 2019.

ALLROAD PLUS 4 self-propelled Lawnmowers

In addition to rear pick-up mode, the **ALLROAD PLUS 4** series includes mulching operation and side discharge as part of the standard package. The single-speed propulsion system or propulsion with variable speed drive (model **VK**) combined with the large size of the wheels, make for smoother progress, even over uneven ground. Also available: **TBXE** and **TKE** models with battery starting for smooth and effortless start-up.



LR 48 TK ALLROAD PLUS 4



LR 48 TKE ALLROAD PLUS 4



LR 48 TBR ALLROAD PLUS 4

Deck	steel	steel	steel
Displacement	166 cm ³	166 cm ³	140 cm ³
Engine make/model	Emak K 655 OHV	Emak K 655i OHV - electric start	Briggs & Stratton 575 EX OHV series
Cutting width	46 cm	46 cm	46 cm
Propulsion (speed)	self-propelled (3.6 Km/h)	self-propelled (3.6 Km/h)	self-propelled (3.6 Km/h)
Cutting adjustment	central	central	central
Cutting height	from 28 to 75 mm	from 28 to 75 mm	from 28 to 75 mm
Grass box capacity	70 L	70 L	70 L
Mulching/Side discharge	standard/standard	standard/standard	standard/standard
Weight	36.0 Kg	37.1 Kg	33.2 Kg



LR 48 TBXE ALLROAD PLUS 4

Deck	steel
Displacement	163 cm ³
Engine make/model	Briggs & Stratton 675 iS OHV series
Cutting width	46 cm
Propulsion (speed)	self-propelled (3.6 Km/h)
Cutting adjustment	central
Cutting height	from 28 to 75 mm
Grass box capacity	70 L
Mulching/Side discharge	standard/standard
Weight	36.0 Kg

* available from summer 2019.

ALLROAD PLUS 4 self-propelled Lawnmowers



LR 53 TK ALLROAD PLUS 4



LR 53 TBX ALLROAD PLUS 4



LR 53 TBXE ALLROAD PLUS 4

Deck	steel	steel	steel
Displacement	196 cm ³	150 cm ³	163 cm ³
Engine make/model	Emak K 805 OHV	Briggs & Stratton 625 E OHV series	Briggs & Stratton 675 iS OHV series
Cutting width	51 cm	51 cm	51 cm
Propulsion (speed)	self-propelled (3.6 Km/h)	self-propelled (3.6 Km/h)	self-propelled (3.6 Km/h)
Cutting adjustment	central	central	central
Cutting height	from 28 to 75 mm	from 28 to 75 mm	from 28 to 75 mm
Grass box capacity	70 L	70 L	70 L
Mulching/Side discharge	standard/standard	standard/standard	standard/standard
Weight	37.4 Kg	34.4 Kg	37.0 Kg



LR 53 THX ALLROAD PLUS 4



LR 53 VK ALLROAD PLUS 4

Deck	steel	steel
Displacement	166 cm ³	196 cm ³
Engine make/model	Honda GCVx 170 OHV	Emak K 805 OHV
Cutting width	51 cm	51 cm
Propulsion (speed)	self-propelled (3.6 Km/h)	propulsion with variable speed control (from 2.5 to 4.5 km/h)
Cutting adjustment	central	central
Cutting height	from 28 to 75 mm	from 28 to 75 mm
Grass box capacity	70 L	70 L
Mulching/Side discharge	standard/standard	standard/standard
Weight	34.0 Kg	38.6 Kg

ALLROAD EXA 4 self-propelled Lawnmowers

The **ALLROAD EXA 4** series is equipped with all the necessary devices to ensure more comfortable, versatile and efficient gardening for discerning home users. The cutting height adjustment system, with its practical handle and button, makes cutting height adjustment even easier and absolutely effortless. The ergonomic handlebars with central joint can be adjusted to match the stature of the user, while the practical release levers allow the handlebars to be folded completely for minimum storage space requirements.



LR 53 TK ALLROAD EXA 4

LR 53 TBX ALLROAD EXA 4

Deck	steel	steel
Displacement	196 cm ³	163 cm ³
Engine make/model	Emak K 805 OHV	Briggs & Stratton 675 EXi OHV series
Cutting width	51 cm	51 cm
Propulsion (speed)	self-propelled (3.6 Km/h)	self-propelled (3.6 Km/h)
Cutting adjustment	central	central
Cutting height	from 28 to 75 mm	from 28 to 75 mm
Grass box capacity	70 L	70 L
Mulching/Side discharge	standard/standard	standard/standard
Weight	41.8 Kg	39.4 Kg

ALLROAD ALUMINIUM self-propelled Lawnmowers

The **ALLROAD ALUMINIUM** models are a paradigm of ruggedness: with their 46 or 51 cm deck in 4 mm gauge diecast aluminium, the structure is designed to withstand impact and corrosion. The high capacity mulching blade and the streamlined shape of the deck assure optimal cutting performance and perfect bag filling, while the wheels with shielded ball bearings allow the machine to progress smoothly over all types of terrain.



AR 48 TK ALLROAD ALUMINIUM



AR 53 TK ALLROAD ALUMINIUM

Deck	aluminium	aluminium
Displacement	166 cm ³	196 cm ³
Engine make/model	Emak K 655 OHV	Emak K 805 OHV
Cutting width	46 cm	51 cm
Propulsion (speed)	self-propelled (3.6 km/h)	self-propelled (3.6 km/h)
Cutting adjustment	central	central
Cutting height	from 28 to 75 mm	from 28 to 75 mm
Grass box capacity	80 L	80 L
Mulching/Side discharge	standard/not available	standard/not available
Weight	41.5 Kg	42.6 Kg

ALLROAD ALUMINIUM self-propelled Lawnmowers



AR 53 TBX ALLROAD ALUMINIUM



AR 53 TBXE ALLROAD ALUMINIUM

Deck	aluminium	aluminium
Displacement	163 cm ³	163 cm ³
Engine make/model	Briggs & Stratton 675 EXi OHV series	Briggs & Stratton 675 iS OHV series
Cutting width	51 cm	51 cm
Propulsion (speed)	self-propelled (3.6 km/h)	self-propelled (3.6 km/h)
Cutting adjustment	central	central
Cutting height	from 28 to 75 mm	from 28 to 75 mm
Grass box capacity	80 L	80 L
Mulching/Side discharge	standard/not available	standard/not available
Weight	40.9 Kg	42.5 Kg



AR 53 VBD ALLROAD ALUMINIUM



AR 53 THX ALLROAD ALUMINIUM

Deck	aluminium	aluminium
Displacement	160 cm ³	166 cm ³
Engine make/model	Briggs & Stratton 750 OHV series	Honda GCVx 170 OHV
Cutting width	51 cm	51 cm
Propulsion (speed)	self-propelled, variable speed drive (from 2.5 to 4.5 km/h)	self-propelled (3.6 km/h)
Cutting adjustment	central	central
Cutting height	from 28 to 75 mm	from 28 to 75 mm
Grass box capacity	80 L	80 L
Mulching/Side discharge	standard/not available	standard/not available
Weight	45.5 Kg	41.6 Kg

ALUMINIUM PRO self-propelled Lawnmowers

These machines are ideal for large size spaces of more than 2,000 m², also for continuous use; they ensure unvarying quality standards through time thanks to their technical solutions including the steel transmission, aluminium wheels and reinforced deck. The ergonomic two-piece handlebar allows easy manoeuvring of the mower. The cutting height adjustment system (handy knob in an easily accessible central position) and the plastic and fabric grass catcher (with full bag indicator) are just two of the solutions adopted for the maximum operator comfort.



READY START

	AR 53 TK ALUMINIUM PRO	AR 53 VBD ALUMINIUM PRO
--	------------------------	-------------------------

Deck	aluminium	aluminium
Displacement	196 cm ³	160 cm ³
Engine make/model	Emak K 805 OHV	Briggs & Stratton 750 series
Cutting width	51 cm	51 cm
Propulsion (speed)	self-propelled (3.4 Km/h)	self-propelled, variable speed drive (from 2.5 to 4.5 km/h)
Cutting adjustment	central	central
Cutting height	from 30 to 70 mm	from 30 to 70 mm
Grass box capacity	80 L	80 L
Mulching/Side discharge	standard/not available	standard/not available
Weight	50.1 Kg	49.4 Kg

MR 55 self-propelled professional Lawnmowers

Extremely rugged and with high load capacity, even on wet grass, these models offer all the features required by groundcare professionals (professional-grade aluminium transmission, 80 l grass catcher and large diameter aluminium wheels). Ideal for large areas (exceeding 2,300 m²) and continuous or intensive use, these models offer exceptional reliability and consistently first-rate performance over time.



	MR 55 TBD	MR 55 TBI	MR 55 HXF
Deck	aluminium	aluminium	aluminium
Displacement	160 cm ³	190 cm ³	163 cm ³
Engine make/model	Briggs & Stratton 750 OHV series	Briggs & Stratton 850 OHV series	Honda GXV 160 OHV
Cutting width	53 cm	53 cm	53 cm
Propulsion (speed)	self-propelled (3.6 Km/h)	3 speeds (1 ^a : 2.2 – 2 ^a : 3.6 – 3 ^a : 4.5 Km/h)	3 speeds (1 ^a : 2.2 – 2 ^a : 3.6 – 3 ^a : 4.5 Km/h)
Cutting adjustment	central	central	central
Cutting height	from 20 to 75 mm	from 20 to 75 mm	from 20 to 75 mm
Grass box capacity	80 L	80 L	80 L
Mulching/Side discharge	optional/not available	optional/not available	optional/not available
Weight	53.3 Kg	51.3 Kg	63.3 Kg

Accessories for Lawnmowers



	Part number	Machines								
		LR 48 COMFORT PLUS*	LR 53 COMFORT PLUS	LR 48 ALLROAD PLUS 4	LR 53 ALLROAD PLUS 4	LR 53 ALLROAD EXA 4	AR 48 ALLROAD ALUMINIUM	AR 53 ALLROAD ALUMINIUM	AR 53 ALUMINIUM PRO	MR 55
 Mulching kit	66110127R	○		●						
	66070096R		○		●	●				
	66090147R						●			
	66060372R							●	●	
 Mulching kit for MR models (Blade + blade carrier hub + plug)	8203502AR									○

● standard equipment ○ compatible tools

All the power you need to tackle overgrown areas and woodland undergrowth.

Technology and comfort

Equipped with professional blades and cutting units, **Efco** flail mowers guarantee exceptional cutting quality also when tackling dense and thick stemmed vegetation or medium diameter brushwood. These machines are designed to withstand impact, thanks to the rotor held in reinforced bearings and the reinforced gearbox with 4-speed mechanical transmission (3FW+1REV) and oil-immersed gears. The wheel lock release, brakes and gear levers are ergonomically designed and readily accessible. The large size rear wheels ensure smooth progress even in the presence of depressions and irregularities in the terrain.



1 The cutting unit rotor, mounted on reinforced and shielded bearings, ensures the entire assembly is balanced and resistant to impact.

2 Ergonomic control levers (wheel lock release, brakes and gears) neatly arranged within easy reach.

3 Reinforced gearbox with 4-speed mechanical transmission (3FW+1REV) and oil-immersed gears.

4 Large size rear wheels ensure smooth progress even in the presence of depressions and irregularities in the terrain.

5 The handlebars with height and lateral adjustment provide the operator with the maximum adaptability and flexibility during work operations.

6 Easy cutting height adjustment by means of a worm screw lever.

7 Lockable pivoting front wheels enable the desired cutting line to be maintained even on irregular surfaces (**DR 80 HR11**).

8 Models with Honda GX 340 engine for guaranteed quality and high performance.



Guide to selection

		COUNTRYSIDE	WOODLAND
TRIMMING AND MOWING GRASS, WEEDS, INVASIVE VEGETATION	Professional Flail mowers		DR 65 K1100H DR 65 HR11 DR 80 HR11

Correct maintenance

- Before each use ensure that the **cooling intake area** and the **engine cylinder** are free from dirt.
- After each use clean the **cutter assembly housing** and clear the engine of any residual vegetation.
- Regularly check that the **cutting blade** is sharp, so to obtain the cleanest possible cut.
- Replace the **gasket of the blade brake** after every 100 hours of use.
- Lubricate the **bearings, axles, front/rear wheels and chain** after every 25 hours of use.
- Check the **oil level** after every 100 hours (minimum).
- Sharpen and balance the **blade** after every 20 hours of use.

Professional Flail mowers

Professional flail mowers are designed for professional and intensive work on grass, shoots, twigs and low vegetation, scrub and stubble. These machines are ideal for heavy-duty applications that are beyond the reach of conventional mowers, such as clearing of overgrown areas, roadside verges, steep slopes, brambles and undergrowth. The professional cutting unit with 38/46 Y-shaped flails offers exceptional cutting quality, while the pivoting and lockable front wheels, fitted on model **DR 80 HR11**, make it possible to maintain the required cutting trajectory also when working in the proximity of steeply sloping terrain. Technology proceeds hand in hand with ergonomics: these models have comfortable handlebars with height and lateral adjustment, and the wheel release, brakes and gearbox control levers all grouped together and within easy reach.



DR 65 K1100H



DR 65 HR11

Displacement	302 cm ³	389 cm ³
Engine make/model	Emak K 1100 H	Honda GX 340
Cutting width	65 cm - 38 blades	65 cm - 38 blades
Transmission	3 forward speeds + reverse	3 forward speeds + reverse
Cutting height adjustment	centralised (20 - 80 mm)	centralised (20 - 80 mm)
Handlebar adjustment	4 height settings + 5 width settings	4 height settings + 5 width settings
Wheels	2 + 2 pivoting with brake	2 + 2 pivoting with brake
Speed	1 st : 1.2 - 2 nd : 2.2 - 3 rd : 3.4 Rev: 2.2 Km/h	1 st : 1.2 - 2 nd : 2.2 - 3 rd : 3.4 Rev: 2.2 Km/h
Dimensions	1657x1092x814 mm	1657x1092x814 mm
Weight	160 Kg	162 Kg



DR 80 HR11



Displacement	389 cm ³
Engine make/model	Honda GX 340
Cutting width	80 cm - 46 blades
Transmission	3 forward speeds + reverse
Cutting height adjustment	centralised (20 - 80 mm)
Handlebar adjustment	4 height settings + 5 width settings
Wheels	2 + 2 pivoting with brake
Speed	1 st : 1.2 - 2 nd : 2.2 - 3 rd : 3.4 Rev: 2.2 Km/h
Dimensions	1657x1092x964 mm
Weight	174 Kg



Tackle any lawn with comfort and power at the wheel of an **Efco** garden tractor.

Technology and comfort

A garden tractor is an invaluable helpmate for the management of large size gardens, grounds and public spaces. In situations of this type, the use of an agile and powerful garden tractor can make all the difference. Rugged and exceptionally manoeuvrable, **Efco** garden tractors are equipped with agile steering systems that allow them to negotiate even the tightest turns. The ease of manoeuvring in the proximity of trees and shrubs makes for greater precision and speed for lawn finishing operations. The **Efco** models are designed to adapt their progress to match the type of terrain. The hydrostatic transmission system means that direction of travel and speed can be controlled with a single pedal, without having to stop the machine. The engine – a decisive factor in relation to the tractive power of the machines and the cutters rotation system – comes in different power ratings for different models to ensure users can always find the right machine for the size of the garden or park to be managed.



1 ZEPHYR model equipped with 4-cutting device: versatile cutting system that includes mulching, collection and side discharge as standard, with optional deflector for rear discharge.

2 In **ZEPHYR** models the electromagnetic clutch can be engaged rapidly and quietly by way of a handy dash-mounted button.



3 The **ZEPHYR** model can be rested upright: ideal for cleaning the cutting deck and blade and minimising space taken up in the garage or tool shed.

4 New side-discharge lawn tractors with speed controlled by means of a double pedal that acts directly on the hydrostatic transmission. This solution allows reversal of the direction of travel and precise speed control during operation.



5 The LCD display provides quick and intuitive consultation of the main information of the garden tractor, including working hours, battery voltage, and fuel level (**103/22 V**, **123/22 V**).

6 Front axle cast in steel to withstand even the heaviest of duties and resist accidental impact (**106** model).



7 Self-locking differential guarantees maximum grip on any type of soil and when working on slopes (**TUAREG**).

8 Mulch/collect "Change over" system: using a handy lever, the operator can close off the collection duct and switch automatically to mulching mode, without stopping (**106** model).



Guide to selection

		URBAN	HOME	COUNTRYSIDE	WOODLAND
CUTTING THE LAWN GRASS ON A LARGE SCALE	Rider Mowers		ZEPHYR 72/12,5 K H ZEPHYR 72/13 H		
	Side-discharge Garden Tractors		EF 98 L/14,5 K EF 108 L/18,5		
	Rear-discharge Garden Tractors		EF 84/14,5 K EF 92/13 H EF 93/16 K EF 93/16,5 EF 103/16 K EF 103/21 EF 103/22 V EF 106/22 H EF 123/22 V		
	Professional all-terrain Garden Tractors			TUAREG 92 EVO TUAREG 92 EVO 4x4	

Proper maintenance

- After every 25 hours operation, check that the blade is **fastened securely, and sharp**.
- Every 20 hours, check the **adjustment of the propulsion brake, the state of the drive belts** and the condition of **the blade clutch**: if worn, contact a service centre.
- Make a periodic inspection of all mechanical **fastenings and general** lubrication.
- Check the **level of the oil**, replacing after the first 10 hours operation and every 50 hours thereafter.
- Inspect the **air filter and fuel filter**, and replace if clogged excessively.
- Check the **pressure of the tyres**.

Rider Mowers

Rider mowers are designed to manage small and medium sized lawns of up to 4,000 m². Small and compact, with engine power of up to 13 HP, the rider mowers are designed to move with ease and precision around gardens with a large number of trees, bushes and other obstacles. Several models are convertible for mulching operation, while the 4-cutting device model can be set up for side clippings discharge by fitting a deflector, supplied as standard. Rider mowers offer a comfortable and safe driving experience in all situations and on all types of terrain.

Only available
in certain markets



ZEPHYR 72/12,5 K H

ZEPHYR 72/13 H

Displacement	413 cm ³	344 cm ³
Engine make/model	Emak K 1250 AVD	B&S Powerbuilt 3125 AVS series
Cutting width	72 cm	72 cm
Cutting height	30-80 mm, 7 positions	30-80 mm, 7 positions
Propulsion	hydrostatic	hydrostatic
Speed	from 0 to 8.6 km/h in forward drive from 0 to 3.2 km/h in reverse	from 0 to 8.6 km/h in forward drive from 0 to 3.2 km/h in reverse
Turning radius	45 cm	45 cm
Bag capacity	180 L	180 L
Overall dimensions	198x73x110 cm	198x73x110 cm
Mulching/Side discharge	optional/optional	standard/standard
Weight	192 Kg	192 Kg

Side-discharge Garden Tractors

Side-discharge garden tractors are ideal for areas of up to 8,000 m². These models feature hydrostatic transmission for smooth travel and easily accessible controls conveniently located on the dashboard. Thanks to an easy-to-install kit, certain models can be converted for mulching mode operation: the mulching system keeps the clippings circulating under the deck for longer, reducing them to a fine particulate so they can be returned directly to the terrain where they constitute a valuable nutrient for the lawn.

Only available
in certain markets



EF 98 L/14,5 K



EF 108 L/18,5

Displacement	432 cm ³	500 cm ³
Engine make/model	Emak K 1450 AVD	B&S Powerbuilt 4185 AVS series
Cutting width	98 cm	108 cm
Cutting height	30-80 mm, 7 positions	30-80 mm, 7 positions
Propulsion	hydrostatic	hydrostatic
Speed	from 0 to 8.8 Km/h forward from 0 to 3.8 Km/h reverse	from 0 to 8.8 Km/h forward from 0 to 3.8 Km/h reverse
Turning radius	70 cm	65 cm
Overall dimensions	172x119x106 cm	172x132x106 cm
Mulching/Side discharge	standard/standard	standard/standard
Weight	160 Kg	171 Kg

Rear-discharge Garden Tractors

Rear-discharge garden tractors are the synthesis of strength and reliability, with elevated cutting and load capacity. Designed to manage areas of up to 9,000 m², these machines are equipped with hydrostatic transmission and an electromagnetic clutch for cutter blades engagement; they can also be set up to operate in mulching mode. The **EF 84/14,5 K** rear-discharge garden tractor, with its 84 cm cutting width, is perfect for cutting with pick-up in smaller spaces. The entire range of rear-discharge garden tractors is designed to meet the needs of more demanding users seeking advanced mowing performance combined with unprecedented driving pleasure. They can be set up for grass collection, using the generously sized grass catcher (up to 320 litres), for rear-discharge onto the ground, or to chop the clippings into fine particles and return them to the lawn as a nutrient (mulching function).

Only available
in certain markets



< 4000 m²



EF 84/14,5 K



< 5000 m²



EF 92/13 H

Displacement	432 cm ³	344 cm ³
Engine make/model	Emak K 1450 AVD	B&S Intek 3130 AVS series
Cutting width	84 cm	92 cm
Cutting height	30-80 mm, 7 positions	20-80 mm, 6 positions
Propulsion	hydrostatic	hydrostatic
Speed	from 0 to 8.8 Km/h forward from 0 to 3.8 Km/h reverse	from 0 to 9.0 km/h in forward drive from 0 to 7.0 km/h in reverse drive
Turning radius	90 cm	80 cm
Bag capacity	240 L	300 L
Overall dimensions	234x90x109 cm	248x95x112 cm
Mulching/Side discharge	standard/not available	optional/not available
Weight	180 Kg	255 Kg

Rear-discharge Garden Tractors



EF 93/16 K



EF 93/16,5

Displacement	452 cm ³	500 cm ³
Engine make/model	Emak K 1600 AVD	B&S Intek 4165 OHV series
Cutting width	92 cm	92 cm
Cutting height	25-80 mm, 7 positions	25-80 mm, 7 positions
Propulsion	hydrostatic	hydrostatic
Speed	from 0 to 8.8 km/h in forward drive from 0 to 3.8 km/h in reverse drive	from 0 to 8.8 km/h in forward drive from 0 to 3.8 km/h in reverse drive
Turning radius	80 cm	80 cm
Bag capacity	290 L	290 L
Overall dimensions	249x96x114 cm	249x96x114 cm
Mulching/Side discharge	standard/not available	standard/not available
Weight	198 Kg	203 Kg



EF 103/16 K



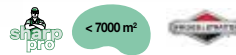
EF 103/21

Displacement	452 cm ³	540 cm ³
Engine make/model	Emak K 1600 AVD	B&S Intek 5210 OHV series
Cutting width	102 cm	102 cm
Cutting height	25-80 mm, 7 positions	25-80 mm, 7 positions
Propulsion	hydrostatic	hydrostatic
Speed	from 0 to 8.8 km/h in forward drive from 0 to 3.8 km/h in reverse drive	from 0 to 8.8 km/h in forward drive from 0 to 3.8 km/h in reverse drive
Turning radius	88 cm	88 cm
Bag capacity	290 L	290 L
Overall dimensions	249x105x114 cm	249x105x114 cm
Mulching/Side discharge	standard/not available	standard/not available
Weight	222 Kg	224 Kg

Rear-discharge Garden Tractors

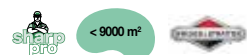


EF 103/22 V



EF 106/22 H

Displacement	656 cm ³	656 cm ³
Engine make/model	B&S Professional V-Twin series 7220	B&S Professional V-Twin series 7220
Cutting width	102 cm	102 cm
Cutting height	30-90 mm, 7 positions	30-95 mm, 7 positions
Propulsion	hydrostatic	hydrostatic
Speed	from 0 to 8.8 Km/h forward from 0 to 4.5 Km/h reverse	from 0 to 9.0 Km/h forward from 0 to 4.5 Km/h reverse
Turning radius	96 cm	40 cm
Bag capacity	320 L	320 L
Overall dimensions	242x105x107 cm	242x106x116 cm
Mulching/Side discharge	standard/not available	optional/not available
Weight	225 Kg	278 Kg



EF 123/22 V

Displacement	656 cm ³
Engine make/model	B&S Professional V-Twin series 7220
Cutting width	122 cm
Cutting height	30-90 mm, 7 positions
Propulsion	hydrostatic
Speed	from 0 to 8.8 Km/h forward from 0 to 4.5 Km/h reverse
Turning radius	90 cm
Bag capacity	320 L
Overall dimensions	242x105x107 cm
Mulching/Side discharge	standard/not available
Weight	231 Kg

Professional all-terrain Garden Tractors

Rugged and reliable, professional all-terrain garden tractors are suitable for managing large size surface areas of up to 9,000 m². These machines are designed for clearing and tidying overgrown areas with thick vegetation and on uneven and sloping ground where pick-up is not required. These garden tractors are equipped with various devices to facilitate the work of the operator, such as the hydrostatic transmission controlled by a single pedal for travel direction and speed, the self-locking differential and the cutter drive electromagnetic clutch.

Only available
in certain markets



TUAREG 92 EVO

TUAREG 92 EVO 4x4

Displacement	570 cm ³	627 cm ³
Engine make/model	B&S Vanguard V-Twin	B&S Vanguard V-Twin
Cutting width	92 cm	92 cm
Cutting height	50-120 mm, 6 positions	50-120 mm, 6 positions
Propulsion	hydrostatic self-locking differential	hydrostatic 4 WD self-locking differential
Speed	from 0 to 8.5 Km/h in forward drive from 0 to 4.5 Km/h in reverse	from 0 to 9.0 Km/h in forward drive from 0 to 5.0 Km/h in reverse
Turning radius	65 cm	65 cm
Overall dimensions	231x101x151 cm	231x101x151 cm
Mulching/Side discharge	standard/not available	standard/not available
Weight	317 Kg	350 Kg

Accessories for Garden Tractors

		Part number	Machines															
			ZEPHYR 72/13 H	ZEPHYR 72/12,5 K H	98 L	108 L	84	92	106	95	105	125	93	103/16 K - 103/21	103/22 V	123	TUAREG EVO 4x2 - 4x4	
Towing kit Makes it possible to tow a small trailer.																		
	Towing kit	68130458	●	○														
		68050004			○	○												
		68050005					○											
		68120007																○
		68050024												○	○			
		68050025														○	○	
Snow blade Extremely robust metallic blades, ideal for clearing snow from steps and pedestrian access ways.																		
	Snow blade with rubber edge	68120009A							○								○	
		68120026						○										
	Snow blades complete with coupling flange	68050015								○	○	○						
		68120031								○								
	Snow blade connection lange	68120015																○
		68120027							○									
		68050008									○	○	○					
120 cm snow blade	68050027														○	○		
Snow chains For enhanced grip and traction when working on snow-covered terrain. Easy fitting and removal.																		
	Snow chains for 20 x 10-8 wheels	68120014							○	○	○							
	Snow chains for 23 x 10.50-12 wheels	68050009										○	○					
	Snow chains for 18 x 8.50-8 wheels	68050026													○	○		
Bumper kit Fitted to the front of the machine for greater impact protection.																		
	Bumper kit	68050018										○	○	○				
Trailer Lightweight and durable, ideal for transporting grass cuttings, green waste or other material. Detachable steel frame with reinforced bar. Dimensions: 72 x 103 x 28 cm. Max load capacity approx. 230 Kg.																		
	Trailer	68130005A	○	○	○	○	○	○	○	○	○	○	○	○	○	○	○	
Lawn roller Lawn roller, perfect for soil compaction after sowing.																		
	Lawn roller	68050010	○	○	○	○	○	○	○	○	○	○	○	○	○	○	○	

● standard equipment ○ compatible tools



Treatments and irrigation

Water Pumps

IRRIGATING PLANTS, VINEYARDS, ORCHARDS



Backpack Mistblowers

DISINFESTING PLANTS, VINEYARDS, ORCHARDS



Backpack Sprayers

SPRAYING PLANTS, VINEYARDS, ORCHARDS



Efco water pumps: readily accessible water power to irrigate the soil.

Technology and comfort

The complete range of **Efco** water pumps complies both with the needs of home users and with those of professionals, for use in agriculture and on building sites. Lightweight and practical but simultaneously rugged and exceptionally reliable through time, these units are designed for the irrigation of plants, vineyards and allotments or for emptying duties. **Efco** water pumps feature a high suction head to flow rate ratio for the utmost flexibility in all working conditions and optimal efficiency, also when located at a distance from water sources.



1



2

1 The high flow rate and extended work cycle allow these pumps to offer top-quality, non-stop performance.

2 Thanks to its plastic body (**MP 3000**), the machine is extremely light.




3



4

3 Tough tubular steel frame facilitating transport of the machine and affording protection from accidental impact (**PA 1050**).

4 Tough aluminium pump casing ensures maximum long-term durability (**PA 1050**, **PC 1050**).



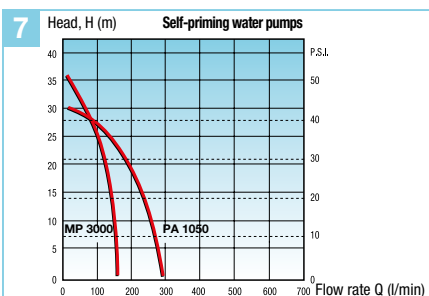
5



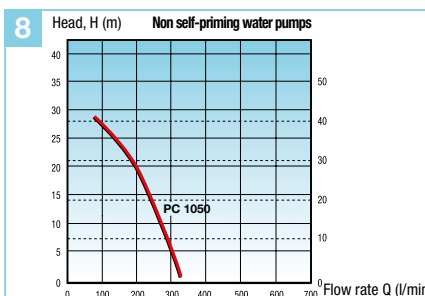
6

5 Steel crankshaft and piston with 2 rings guarantee prolonged service life.

6 Generous capacity fuel tanks allowing long hours operation between refuelling stops.



7



8

7 Self-priming water pumps:

Efco models are characterised by an excellent Head/Flow Rate ratio.

8 Non self-priming water pumps:

Efco models are characterised by an excellent Head/Flow Rate ratio.

Guide to selection

MP 3000

Total length of pipeline Ø 25 mm	Total head H (m)							
	1.5	3	5	10	15	20	25	30
5	137	132	128	124	108	98	72	57
20	108	104	100	89	76	63	57	41
50	82	79	76	67	58	46	33	12
100	62	60	57	50	43	34	25	10
200	46	44	42	37	32	25	16	
500	28	27	25	22	20	15		

L (m) ← Flow rate Q (l/min) →

PA 1050

Total length of pipeline Ø 40mm	Total head H (m)							
	1.5	3	5	10	15	20	25	30
5	266	260	247	205	185	150	100	50
20	240	230	220	195	167	132	85	45
50	202	195	185	165	142	115	72	40
100	170	162	157	140	118	98	70	37
200	130	127	120	107	92	76	55	
500	90	87	82	72	63	51	40	

L (m) ← Flow rate Q (l/min) →

PC 1050

Total length of pipeline Ø 40mm	Total head H (m)							
	1.5	3	5	10	15	20	25	30
5	308	300	286	250	205	160	120	55
20	270	260	250	220	185	150	100	53
50	222	212	203	180	152	123	90	50
100	177	171	165	148	125	102	78	40
200	137	130	125	110	98	80	58	
500	90	88	82	75	65	52	40	

L (m) ← Flow rate Q (l/min) →

Proper maintenance

Routine maintenance of self-priming/non self-priming water pumps

- After every 10 hours operation, clean the **air filter** (metal strainer version) with petrol, dry off and refit; for versions with foam or cloth air filter, shake the element out thoroughly and blow clean with compressed air. Replace if damaged.
- Periodically, check the condition of the **fuel filter**; on versions with float-type carburettor, the filter is located on the carburettor fuel line fitting and should be cleaned with petrol. For versions with diaphragm carburettor, replace the filter if dirty.
- Clean the **spark plug periodically** and check the **electrode gap** (0.5 mm); on 4-stroke versions, check the **level of the oil** after every 10 hours operation and renew after 50 hours.

Major servicing

- Every 300 hours, check the **suction/discharge** balance.
- At least once a year, inspect the **diaphragms** of the high-pressure pump and **replace** if necessary.
- **Renew the oil** and check the **tightness of the bolts** securing the pump assembly.

Self-priming Water Pumps


Self-priming water pumps are ideal for irrigation of gardens and small crop cultivation areas. Compact, extremely lightweight and reliable, these machines provide running time of one hour with a full tank. Model **MP 300** features significantly reduced noise levels and vibration thanks to the new engine configuration, with its lower speed operating setting. Model **PA 1050** is designed to offer even greater resistance for intensive and prolonged use, with forged steel crankshaft and connecting rod.



	MP 300	PA 1050
Power	1.3 HP – 1.0 kW	2.1 HP - 1.6 kW
Displacement	30 cm ³	50.2 cm ³
Max. flow rate/Max. head	150 L/min/36 m	270 L/min/30 m
Suction Ø/Delivery Ø/Suction head	1"/25.4 mm/7 m	1.5"/38.1 mm/7.3 m
Pump type	centrifugal	centrifugal
Fuel tank capacity	0.83 L	1.10 L
Sound pressure/power level	99.3/102 dB(A)	88/100.8 dB(A)
Total dry weight	5.5 Kg	8.5 Kg

Not self-priming Water Pumps

The non self-priming water pump is the optimal solution for handling high liquid flow rates, thanks also to its long operating time. This unit is equipped with a practical carry handle for easy transport and a solid tubular steel frame to protect it from accidental impact. The **PC 1050** non self-priming water pump is designed to provide lasting operation with reduced wear, thanks to the rugged pump body in aluminium and the ceramic mechanical seals.



	PC 1050
Power	2.1 HP - 1.6 kW
Displacement	50.2 cm ³
Max. flow rate/Max. head	320 L/min/30 m
Suction Ø/Delivery Ø/Suction head	1.50"/38.1 mm/7.3 m
Pump type	centrifugal
Fuel tank capacity	1.10 L
Sound pressure/power level	88/100.8 dB(A)
Total dry weight	6.5 Kg

Accessories for Water Pumps

Part number	Machines		
	PA 1050	MP 3000	PC 1050

Fittings and water filler kit


Kit of reducer fittings complete with seals to ensure perfect watertightness and high performance. Allow easy connection between pump and the most commonly available rubber hoses.

	1" fittings kit	34000002R	●	●	
	Water filter with 1" fitting	34000001R	●	●	
	Spiral hose Ø 1" length 4 m	340000031		○	
	1" 1/2 fittings kit	341000016A	●		●
	Water filter with 1" 1/2 fitting	341000017	●		
	Optional curved fitting kit with 1" 1/2 to 1" reduction	341000102	●		
	Water filter with 1" 1/2 fitting and foot valve	332000010R			●

Easy to handle, versatile and smart: high performance for your groundcare requirements.

Technology and comfort

The backpack mistblowers are a paradigm of ergonomics and efficiency, combining top performance and operator comfort. The controls located on the handle are perfectly accessible, the tanks are generously sized, and the aluminium fan is safe and efficient. The petrol engine guarantees reliability and a long working life, while the adjustable jet allows the machine to be adapted to suit the type of treatment to be performed and the type of vegetation involved.



1 The opening angle of the jet can be adjusted rapidly and conveniently without having to stop working, enabling treatment to be customised according to each individual type of vegetation.

2 Accessing the filter is extremely easy, and does not require the use of tools, for easier maintenance.

3 The controls are readily accessible and the handle can be easily adjusted in accordance with the crops to be treated, also with a forward angle for the optimal wrist position when spraying with the tube positioned vertically.

4 Machine equipped with optional booster pump to increase the liquid throw for better results on taller vegetation (**AT 8000**).

5 The optional ULV kit allows optimal atomisation of the sprayed liquid to ensure targeted treatment, eliminating overspray and wastage of product.

6 The booster pump for the **AT 9000** mistblower maintains constant mixing of the solution of liquids in the tank and is available also in a boost and fill version to fill the tank without having to remove the backpack.

7 Maximum user comfort thanks to the ergonomic harness and vibration-damping system of the frame. Fastening the shoulder straps directly the tank on model **AT 9000** has made it possible to lower the mistblower's centre of mass, thus minimising oscillation during movements.

8 Easy-to-install powder kit affords numerous options for selection of the quantity delivered.

Backpack Mistblowers



Guide to selection

		COUNTRYSIDE	URBAN
DISINFESTING PLANTS, VINEYARDS, ORCHARDS	Backpack Mistblowers	AT 800 / AT 8000 AT 900 / AT 9000	

Proper maintenance

- Periodically, inspect the **air filter**, and replace if damaged; inspect the **fuel filter**, and replace if dirty.
- Check the **spark plug** periodically and check the **electrode gap** (0.5 mm).
- Clean the **fan cowl** periodically, freeing the grill of dirt and debris.
- Clean the **cylinder fins** periodically, removing dirt and debris with a brush and compressed air.
- Remove the **flame-trap mesh** from the exhaust silencer once a week, and clean off carbon deposits.
- Inspect the **liquids filter**, wash in clean detergent and dry off; clean the **ULV filter** by blowing compressed air through the six orifices.
- When using a mistblower to deliver notably aggressive chemicals, check and/or replace the **seals**.
- Clean the equipment thoroughly after each treatment.

Backpack Mistblowers

For treatment and pest control of crops, small plantations and nurseries. These machines can deliver liquids (such as fungicides and pesticides) or powders. The mistblowers have an ergonomic harness and frame mounted on a vibration-damping system for the maximum user comfort; specifically, on model **AT 900 / AT 9000** the shoulder straps are fastened directly to the tank, thus lowering the mistblower's centre of mass and minimising oscillation of the machine during movements.



AT 800

AT 8000



AT 900

AT 9000

Power	5.0 HP - 3.7 kW (SAE)	5.0 HP - 3.6 kW
Displacement	72.4 cm ³	77 cm ³
Max. air flow	16.0 m ³ /min	27 m ³ /min
Air speed	120 m/sec	105 m/sec
Liquid delivery rate	0.5 ÷ 3 L/min	0.1 ÷ 3.5 L/min
Liquid tank capacity	14 L	17 L
Sound pressure/power level	95.7/109.6 dB(A)	103/115 dB(A)
Lh/rh vibration level	< 2.5 m/s ²	< 2.5 m/s ²
Weight	12.5 Kg	11.8 Kg

Accessories for backpack Mistblowers


		Part number	Machines		
			AT 2062	AT 800/AT8000	AT 900/AT 9000
Dusting kit Conversion kit for treatment based on microgranule chemical powder. Rather than entering into contact with the fan, the powder/granules are conveyed directly into the blower tube.					
	Dusting kit	365200114		○	
		56022014	○		
		56062004			○
Diffusers kit Allow the operator to direct or reduce the intensity of the liquid jet in accordance with application directions of the treatment liquids.					
	Double jet kit	365100062A		○	
	Kit containing 3 diffusers	56062003			○
ULV kit Provides optimal atomization of the sprayed liquid to ensure targeted treatment eliminating overspray and wastage of product. For model AT 2062 we recommend use in combination with the booster pump kit, code 365200273R .					
	ULV kit	365200203A	●	○	
		56062005			○
Booster pump The booster pump keeps the solution of liquids in the tank thoroughly mixed, increasing and stabilizing the delivery flow rate of the product. The booster and filler version allows the tank to be filled without obliging the operator to take off the backpack.					
	Booster pump kit	365200273CR	●	○	
	Booster pump kit	56062001			○
	Booster and filler pump kit	56062002			○
Kit for conversion of mistblower to blower Kit for easy conversion of backpack mistblower to professional blower.					
	Conversion kit from mistblower to blower	56020129	○		
Extension tubes kit Extension tubes make it possible to change the blower tube terminal angle to adapt the jet for different treatment types.					
	Extension tubes kit	56062006			○

● standard equipment ○ compatible tools

Practical and powerful: the backpack sprayers that know no limits.

Technology and comfort

Ideal for targeted and selective treatments without wastage of effort or chemicals, **Efco** backpack sprayers offer the facility to adjust jet pressure and atomisation fineness by means of two practical knobs. The sprayers are very easy to start, thanks to the Primer and Lift Starter devices. They can also be equipped with multijet lances having from 1 to 5 holes, for differentiated treatments on large size crops or in situations in which different levels of pressurisation and atomisation are required. The 670 mm extension is invaluable for targeted treatments in hard-to-reach positions. More than one extension can be used at the same time.



1 The sprayer features a convenient knob for regulating pressure up to a maximum of 35 bar.

2 Thanks to the Lift Starter device the backpack sprayer is super easy to start.

3 Handy manual adjustment of spray atomization.

4 Tank breather system preventing leaks and spills, even accidental.

5 Easy access to air filter and spark plug for swift and simple maintenance.

6 Frame with soft, generously proportioned cushion; broad straps in breathable material.

7 Ample selection of nozzles with two, three and four orifices for crops presenting large surface areas.



Guide to selection

		HOME	COUNTRYSIDE	URBAN
SPRAYING PLANTS, VINEYARDS, ORCHARDS	Backpack Sprayers		IS 2026	

Proper maintenance

- Inspect the **air filter**, and replace if clogged or damaged.
- Check the condition of the **fuel filter** periodically; if soiled excessively, discard and fit a replacement.
- Clean the **cylinder fins** periodically, removing dirt and debris with a brush and compressed air.
- Periodically, clean the **spark plug** and check the **electrode gap** (0.5 mm).

Backpack Sprayers




Long working time thanks to the high capacity tank and low fuel consumption. High mechanical strength also during prolonged operation in difficult conditions, thanks to the brass pump with its exceptional resistance to corrosion and extreme durability.

 IS 2026	
Power	1.2 HP - 0.9 kW
Displacement	25.4 cm ³
Liquid tank capacity	25 L
Max. delivery rate	8 L/min
Max. pressure	35 Kg/cm ²
Sound pressure/power level	93/101 dB(A)
Vibration level	< 2.5 m/s ²
Weight	9.0 Kg



Accessories for backpack Sprayers














		Part number	Machines
			IS 2026
Extension Modular 670 mm extension (more than one can be used simultaneously) for targeted treatment in hard-to-reach positions.			
	Extension	S0111000R	<input type="radio"/>
Jets Broad choice of jets with from 1 to 5 holes for differentiated treatments on large surface area crops or in situations in which different atomisation levels or pressures are required.			
	Complete adjustable 1-hole jet Ø 1.4 mm	S0112000R	<input type="radio"/>
	Standard round jet Ø 1.4 mm	S0112002	<input type="radio"/>
	Optional round jet Ø 1.0 mm	56010021	<input type="radio"/>
	Optional round jet Ø 0.8 mm	56010022	<input type="radio"/>
Fixed lances Vast range of lances for specific treatment of trees or vegetation that require increased product diffusion (available with 2 to 5 jets).			
	Fixed 2-jet lance with 0.5 mm diameter holes	S0113000	<input type="radio"/>
	Fixed 3-jet lance with 0.5 mm diameter holes	S0114000	<input type="radio"/>
	Fixed 4-jet lance with 0.5 mm diameter holes	S0115000	<input type="radio"/>
	Fixed 5-jet lance with 0.5 mm diameter holes	S0116000	<input type="radio"/>

compatible tools



Accessories for backpack Sprayers

		Part number	Machines
			IS 2026
Connections			
	Single jet kit with one 0.5 mm diameter hole	56012019	<input type="radio"/>
	Two-way connection with 0.5 mm diameter jets	56010023A	<input type="radio"/>
	0.5 mm diameter jet (for 2-way connection)	56010024A	<input type="radio"/>
Bell attachment for localized weed control Ideal for localized weed control treatment. Complete with jet and connection.			
	Bell attachment for localized weed control	56010019R	<input type="radio"/>
	Standard 0.15 mm diameter jet	56010020	<input type="radio"/>
Complete spraygun Complete adjustable spraygun with 1.7 mm diameter jet. The handle can be operated progressively to provide intensive atomization of the liquid from diffused to a single powerful high-precision jet. The adjustable locking ring makes it possible to set a variety of intermediate positions.			
	Complete adjustable spraygun with 1.7 mm diameter jet	56010025	<input type="radio"/>
	Standard 1.7 mm diameter jet for complete spraygun	56010026	<input type="radio"/>
	Optional 1.4 mm diameter jet for complete spraygun	56010027	<input type="radio"/>
Double outlet connection Fitting for connection of a second lance for multiple treatments.			
	Double outlet connection	S0124000	<input type="radio"/>
Professional handle for lance Professional handle for enhanced comfort and improved treatment precision. Equipped with filter to remove impurities from liquid arriving from tank.			
	Professional handle for lance	S0130000	<input type="radio"/>
Double lance kit The backpack sprayer is prearranged for use with 2 spray lances. By means of a 2-way connection, in addition to the standard lance supplied with the unit the operator can connect a second lance for multiple treatments.			
	Double lance kit with 2-way connection	56012020A	<input type="radio"/>

o compatible tools



Preparing the grown

Rotary Tillers

■ SOWING AND CULTIVATING



Earth Augers

■ DRILLING THE SOIL



Rugged and reliable, **Efco** rotary tillers prepare the terrain for small and large-scale landscaping projects.

Technology and comfort

Efco rotary tillers are rugged and reliable, manoeuvrable and easy to use. Safe and made of materials capable of guaranteeing lasting strength, **Efco** rotary tillers are a valid aid for gardeners, smallholders and landscapers working on medium sized plots. For higher levels of comfort, certain models are equipped with handlebars with height adjustment to adapt to the operator's stature, and lateral adjustment for easier working alongside crop rows without having to walk over previously tilled ground. Several accessories can be fitted to the machine, including an adjustable furrower and steel or tyred wheels, making it a multipurpose tool for use in the allotment and in the garden.




1 The chain guard is reinforced to withstand flying stones and accidental impact.

2 The front wheel is included for transport purposes, and can be raised when the machine engages the soil.



3 All models are equipped with the latest generation OHV engines that offer optimal performance and reduced fuel consumption.

4 External gear selector, ergonomically designed and easily accessible.



5 The handlebars are fully adjustable: up and down, to adapt to the user's height and build, and sideways (offset), allowing the operator to walk alongside crops without treading on the freshly turned soil. (**MZ 2075**).

6 Towing hitch (**MZ 2075**, **MZ 2098**).



7 Oil-bath gear drive for high mechanical strength and reduced maintenance (**MZ 2098**).

8 Broad choice of accessories for use of the rotary tiller as a plough, scarifier or rotary brush (depending on the model).



Guide to selection

		HOME	COUNTRYSIDE
SOWING AND CULTIVATING	Compact Rotary Tillers	MZ 2030 MZ 2055 K	
	Medium power Rotary Tillers	MZ 2075 RKS MZ 2098 RKS	

Proper maintenance

- Change the **engine oil** after every 6 months or 50 hours of use.
- Check the **fuel filter** periodically, replace if damaged or excessively soiled.
- Clean or replace the **air filter** periodically.
- Keep the **cooling circuit** clean, and clean or replace the spark plug periodically.
- Clean the **cylinder fins** periodically by brushing, or blasting with compressed air.
- Periodically lubricate the **mechanical linkages, control cables and belt tensioner pivot** with oil.
- Check the **condition of the blades** periodically and sharpen or replace as necessary.
- At least once during every season, **check the tightness of all nuts and bolts**, especially those of the blade rotor.
- Inspect and adjust the **tensioner and propulsion control cables**.

Compact Rotary Tillers

Ideal for home users with small allotments and gardens, the **MZ 2030** compact rotary tiller is designed for seedbed preparation (e.g. for lawns) and for digging furrows for planting flowers, shrubs and vegetables. Thanks to its versatility, this rotary tiller can extend its range of action: equipped with a roller brush can sweep up dust, cutting residues and trash from patios, pavements, covered walkways and steps, with the scarifier accessory the machine can remove moss and weeds from a lawn, while the plough accessory allows it to work the soil to greater depths. Model **MZ 2055 K** is ideal for home gardeners who need to prepare vegetable patches and flower beds for sowing, this model offers an excellent combination of manoeuvrability and ease of use.



	MZ 2030	MZ 2055 K
Engine make/model	Honda GX 25 OHV	Emak K 300 H OHV
Displacement	25 cm ³	80 cm ³
Gearbox	1 forward speed	1 forward speed
Rotor	2+2 blades - 30 cm	3+3 blades - 46 cm
Handlebars	reversible	with vertical adjustment
Transmission	in aluminium	in steel
Dimensions	125x100x30 cm	115x100x46 cm
Weight	14 Kg	27 Kg

Accessories for MZ 2030	
Scarifier	68602003
	
Roller brush	68602002
	
Plough	68602004
	

Medium power Rotary Tillers

Compact and lightweight, medium power rotary tillers are designed for the care and maintenance of allotments, gardens and plots of medium size, and also smaller spaces and around low height plants. Manoeuvrable, lightweight, and easy to use. The handlebars are adjustable to all positions so they can be adapted to match the preferences of any user or working situation; for model **MZ 2098 RKS** adjustment is achieved with a practical lever on the handlebars.





	MZ 2075 RKS	MZ 2098 RKS
Engine make/model	Emak K 800 HT OHV	Emak K 800 HC OHV
Displacement	182 cm ³	182 cm ³
Gearbox	1 forward speed + 1 reverse	2 forward speed + 1 reverse
Rotor	3+3 blades – 82 cm reducible to 55 cm, with protection discs	3+3 blades – 85 cm reducible to 35 cm, with protection discs
Handlebars	fully adjustable	fully adjustable
Dimensions	140x80x82 cm	163x105x85 cm
Weight	57 Kg	63 Kg

Accessories for Rotary Tillers

Part number	Machines				
	MZ 2075 RK	MZ 2075 RKS	MZ 2080 RKS	MZ 2098 RK	MZ 2098 RKS






Furrowers and ploughs

Ideal for deep furrowing of hard and uncultivated terrain and to prepare the ground for tillage.

	Adjustable furrowing tool with attachments	6860006			○		
	Adjustable furrower	69209081	1	1		2	2
	Adjustable plough	69209082	1	1		2	2
	Potato digger	69209083	1	1		2	2

Wheels


Lateral transport wheels to easily move the machine on hard surfaces in case of different activities on the soil.

	Lateral transport wheels Ø 420 mm	6860001			○		
	Pair of tyred wheels 3.50-6"	69209089				○	○
	Pair of tyred wheels 3.50-8"	69209114				○	○
	Pair of metal wheels	69209084	○	○			
		69209116				○	○
	Pair of steel wheels dia. 280x50 mm	L0065000			○		

Power, manoeuvrability and precision for drilling all types of terrain.

Technology and comfort

Efco earth augers are ideal for drilling holes for vines or trees, greenhouse poles, fence uprights and lamp posts. Our models offer high stress resistance under the most extreme conditions and in all working environments.



1 One-man operated models have an ergonomically designed handle for optimum comfort, and are equipped with a lever preventing accidental acceleration.

2 Generous range of bits, adapters and extensions for maximum versatility of use.

3 Diaphragm carburettor allows the machine to operate in any position without leakage of fuel.

4 Professional aluminium gearbox with gears running in ball bearings: guarantee of long life, quiet operation and reduced vibration.

Guide to selection

		HOME
DRILLING THE SOIL	Medium power Earth Augers	TR 1551

Proper maintenance

- Clean the air filter every 10 hours of operation; replace the filter if excessively soiled or damaged.
- Check the state of the **fuel filter periodically**, and replace if necessary.
- To ensure efficient cooling, clean the **cylinder fins** by brushing, or blasting with compressed air.
- Clean the **spark plug periodically** and check the **electrode gap**.
- After every 100 hours of use, change the **grease in the gear case**.
- Inspect the bit regularly for signs of wear and damage.
- Check the **flight and the pilot tip**, sharpening or replacing as necessary.

Medium power Earth Augers

A medium-power earth auger is ideal for small drilling operations on rural terrain, such as for planting vines or trees, or for drilling holes for greenhouse poles or fence uprights. In this case the job can be done by just one operator. Model **TR 1551** is particularly safe and comfortable: all the controls are combined on the ergonomic handgrip, including a safety lever to protect against uncontrolled acceleration.



TR 1551

Power	2.1 HP - 1.6 kW
Displacement	50.2 cm ³
Reduction ratio	40 : 1
Bit diameter	8-10-15-20 cm
Sound pressure/power level	100/108 dB(A)
Lh/rh vibration level	13.5/13.5 m/s ²
Weight without bit	9.1 Kg



Accessories for Earth Augers



Part number	Machines	
	TR 1551	TR 1585 R

Drill bits

Available in single or double flute versions (double flutes ensure more efficient penetration and facilitate the discharge of earth). Equipped with tip and flute made of special steel to ensure top performance and excellent resistance to wear.

	Single flute bit ø 8x100 cm	375100028A	<input type="radio"/>	<input type="radio"/>
	Single flute bit ø 10x100 cm	375100029A	<input type="radio"/>	<input type="radio"/>
	Single flute bit ø 15x100 cm	375100030A	<input type="radio"/>	<input type="radio"/>
	Single flute bit ø 20x100 cm	375100031A	<input type="radio"/>	<input type="radio"/>
	Single flute bit ø 25x85 cm (*)	53030061	<input type="radio"/>	<input type="radio"/>
	Single flute bit ø 30x85 cm (*)	53030062	<input type="radio"/>	<input type="radio"/>
	Double flute bit ø 25x100 cm	028200297	<input type="radio"/>	<input type="radio"/>
	Double flute bit ø 30x100 cm	028200298	<input type="radio"/>	<input type="radio"/>
	Double flute bit ø 40x100 cm	028200306	<input type="radio"/>	<input type="radio"/>
	Double flute bit ø 50x100 cm	028200253	<input type="radio"/>	<input type="radio"/>

Extensions

To obtain greater drilling depth.

	60 cm extension for single flute bit ø 25-30-35 cm	028200287	<input type="radio"/>	<input type="radio"/>
	38 cm extension for double flute bits	028200289	<input type="radio"/>	<input type="radio"/>
	30 cm extension with cotter pin	375100115	<input type="radio"/>	<input type="radio"/>
	Connection adapter + plugs	028200354	<input type="radio"/>	<input type="radio"/>

* does not require connection adapter + plug kit, product number **028200354** compatible tools



Blowers and Vacuum Cleaners

BLOWING AND COLLECTING LEAVES

BLOWING OLIVES, HAZELNUTS



High-pressure Washers



WASHING THE CAR, WASHING THE OUTSIDE FLOORING



Air to keep your outdoor spaces clean, from the garden to the drive: a solution for home users and professionals alike.

Technology and comfort

Silent, lightweight and easy to use, **Efco** blowers and vacuum cleaners are valid, reliable work companions. Powerful and efficient tools designed to clear leaves, olives, hazelnuts and small debris from any surface: in private settings, to clear small areas (handheld blowers), and for professional use on farmland and in large urban spaces (backpack blowers).



1 “VibCut” professional anti-vibration system, utilizing mounts with 4 steel springs to isolate the operator totally from machine vibrations.

2 Rubber covered handle ensures a firm and comfortable grip on the machine, while at the same time isolating the hands of the operator from vibrations.

3 Vacuumed material is chopped up by a rotor with 4 steel blades (standard feature) to reduce the volume when inside the bag, down to 1/12 of original size, so that more work can be done with fewer emptying stops.

4 Double bladed fan delivers high performance in terms of air flow and velocity, while increasing the cooling capacity of the engine.

5 Paper air filter with increased capacity and filtration surface area; allows efficient and quick maintenance and is more durable.

6 Digital coil with variable ignition advance and flywheel with new fin geometry: engine guaranteed to run more smoothly, and cooling rendered more efficient.

7 Ergonomic backpack equipped with large and comfortable support area, minimises the transmission of vibration to the operator.

8 The controls are readily accessible and the handle can be easily adjusted in accordance with the operator’s stature. Models **SA 9000** and **SA 9010** are equipped with a telescopic tube for easy adjustment without the use of tools.



Guide to selection

		HOME	COUNTRYSIDE	WOODLAND	URBAN
BLOWING AND COLLECTING LEAVES	Battery-powered Blowers	SAi 60			
	Handheld Blowers and Vacuum Cleaners	SA 3000			
BLOWING OLIVES, HAZELNUTS	Backpack Blowers		SA 2062 SA 9000 / SA 9010		

Proper maintenance

- After every 10 hours operation, clean the **air filter** by shaking out thoroughly; replace if damaged or worn.
- Check the condition of the **fuel filter** periodically; if soiled excessively, discard and fit a replacement.
- Clean **the cylinder fins** regularly, using a brush or compressed air.
- Periodically, clean the **spark plug and check the electrode gap** (0.5 mm).
- Check the condition of the **exhaust silencer**; in the case of the 62 cm³ version, remove the **flame-trap mesh** from the silencer after every 30/40 hours operation and clean off carbon deposits.

Battery-powered Blowers

With the leaf blower having become an essential piece of equipment for clearing work in the yard and garden, the **SAi 60** is the most modern and practical version thanks to its battery operation, ideal power output for various duties, and air velocity control.



SAi 60

Motor type	Brushless
Voltage	40V
Operating batteries	Bi 2,5 EF / Bi 5,0 EF
Maximum motor power	620 W
Max outlet air velocity	40 m/s
Adjustable air velocity	yes, specific command (roller)
Sound pressure/power level	81/94.1 dB(A)
Vibration level	< 2.5 m/s ²
Running time, maximum speed	15' (2.5 Ah) / 30' (5.0 Ah)
Running time, minimum speed	40' (2.5 Ah) / 90' (5.0 Ah)
Weight without battery	3.3 Kg
Charging time	110' (2.5 Ah) / 220' (5.0 Ah)



Handheld Blowers and Vacuum Cleaners

Ideal to clear the garden of leaves and other small debris or grass cuttings, the handheld blower is designed to get the job done quickly and efficiently. Model **SA 3000** combines high performance with silent operation, so it can be used in built-up residential areas. This model also features very low vibration levels, thanks to the rubber-clad handle and VibCut professional antivibration system, to ensure the maximum operator comfort at all times. With the dedicated conversion kit, which is available to order, the appliance can be converted into a handy vacuum cleaner with a 36 litre collection bag to create a practical tool for the removal of leaves, grass cuttings or light debris.



Vib Cut

SA 3000

Power	1.3 HP - 1.0 kW
Displacement	30.5 cm ³
Max air volume	12.0 m ³ /min - 720 m ³ /h
Max air speed	70 m/sec
Collection bag capacity	36 L
Sound pressure/power level	88.5/99 dB(A)
Vibration level	3.5 m/s ²
Dry weight, without blower tube	4.5 Kg



Backpack Blowers

Backpack blowers are designed to operate readily and accurately, ensuring superior performance levels while optimising job completion times. Models **SA 2062**, **SA 9000** and **SA 9010** are designed for use in rural areas for clearing spaces such as farmyards and forecourts, and in the city, for clearing parks, stadiums, flowerbeds and roads. They are also ideal for moving and compacting fruit and other produce as it falls from the tree. Low weight plus high air velocity and air delivery volume mean these tools can guarantee practicality, power and high performance.



	SA 2062	SA 9000	SA 9010
Power	4.5 HP - 3.3 kW	5.0 HP - 3.6 kW	5.0 HP - 3.6 kW
Displacement	61.3 cm ³	77 cm ³	77 cm ³
Max. air volume	20 m ³ /min - 1200 m ³ /h	27 m ³ /min - 1620 m ³ /h	27.3 m ³ /min - 1645 m ³ /h
Max. air speed	90 m/sec	105 m/sec	58 m/sec
Fuel tank capacity	2.3 L	2.3 L	2.3 L
Sound pressure/power level	75/110.1 dB(A)	103/105 dB(A)	103/105 dB(A)
Lh/rh vibration level	< 2.5 m/s ²	< 2.5 m/s ²	< 2.5 m/s ²
Dry weight, without blower tube	9.4 Kg	10.2 Kg	10.4 Kg

* available while stocks last

** available from spring 2019.

Accessories for Blowers and Vacuum Cleaners



	Part number	Machines	
		SA 3000	SA 2062
Harnesses Single harness for hand-held blower.			
	Single harness with double snap hook 61140011R	<input type="radio"/>	
Blower tube Optional tube with duckbill end section: enhances directionality and effectiveness of the air jet.			
	Tube with duckbill end section 56552002A	<input type="radio"/>	
Conversion kit from blower to vacuum cleaner Kit allowing simple conversion of hand-held blower to operate as vacuum cleaner.			
	Conversion kit from blower to vacuum 56552001A	<input type="radio"/>	
Conversion kit from blower to mistblower Kit allowing simple conversion of backpack blower to professional mistblower for spraying fungicides.			
	Conversion kit from blower to mistblower 56020119C		<input type="radio"/>

Cleaning anywhere, in all conditions: cleanliness and hygiene take centre stage with **Efco** high-pressure washers.

Technology and comfort

Combining the power of water and pressure produces amazing results. **Efco** high-pressure washers are technologically advanced machines designed to clean and sanitise all types of surfaces. While the cold water high-pressure washers are perfect for cleaning duties around the home, the hot-water models are more suitable for use in industrial surroundings or for cleaning very large areas, including courtyards and covered walkways.



1 Axial 3-piston pump with thermal protection.

2 Water temperature control thermostat (IP 3000 HS).

3 Self-priming pump and combustion engine, for jobs in places lacking an electrical power outlet.

4 Water suction quick fitting.

5 Easy transport thanks to large sized wheels.

6 Practical handle for easier movement.

7 Removable detergent tank with externally visible liquid level.

8 Practical storage recesses to ensure accessories are always in easy reach.



Guide selection

		HOME	COUNTRYSIDE	URBAN
WASHING THE CAR, WASHING THE OUTSIDE FLOORING	Cold water High-pressure Washers	IP 1150 S / IP 1250 S IP 1360 S / IP 1450 S IP 1750 S / IP 1900 S IPX 2000 S		
	Hot water High-pressure Washers	IP 3000 HS		

Proper maintenance

- Check the **power cable, high pressure hose, fittings and lance hose.**
- Periodically check the **level of oil in the pump**, and change the oil when necessary.
- Clean the **water inlet filter** periodically.
- Clean the **jet nozzle** periodically, using the special pin provided.
- Check the **inlet and outlet valves** of the pump.
- Check the pump **control valve**.
- Check the **tightness of the pump screws**.
- Inspect the **safety devices**.

Cold water High-pressure Washers

The range of cold water high-pressure washers meets the needs of home users engaged in either occasional or intensive cleaning activities. These machines are designed to assist with cleaning of areas outside the home, in the garden, and of objects and vehicles. Packed with features for different types of use, these machines incorporate several devices aimed at maximising user comfort such as the large wheels for ease of transport and the generously sized recesses for stowing accessories and the power cable.



IP 1150 S



IP 1250 S

Pressure
Flow rate
Rated power
Pump
Standard equipment

Pressure	125 bar	150 bar
Flow rate	360 L/h	500 L/h
Rated power	1.75 kW (230 V/50 Hz)	2.35 kW (230 V/50 Hz)
Pump	aluminium	aluminium
Standard equipment	gun with protection lance with nozzle head fitting adjustable nozzle head rotary nozzle head detergent nozzle head hose reel 8 m, thermoplastic built-in detergent tank fixed brush	gun with protection lance with nozzle head fitting adjustable nozzle head rotary nozzle head detergent nozzle head hose reel 8 m, thermoplastic integral detergent tank fixed brush



IP 1360 S



IP 1450 S

Pressure
Flow rate
Rated power
Pump
Standard equipment

Pressure	140 bar	150 bar
Flow rate	410 L/h	480 L/h
Rated power	2.0 kW (230 V/50 Hz)	2.3 kW (230 V/50 Hz)
Pump	aluminium	brass
Standard equipment	gun with protection lance with adjustable nozzle head (Securifix) foaming lance hose reel 8 m thermoplastic hose fixed brush	gun with protection lance with adjustable nozzle head (Securifix) foaming lance hose reel 8 m thermoplastic hose fixed brush

Cold water High-pressure Washers



IP 1750 S



IP 1900 S



IPX 2000 S

Pressure	150 bar	160 bar	200 bar
Flow rate	510 L/h	600 L/h	720 L/h
Rated power	2.4 kW (230 V/50 Hz)	2.9 kW (230 V/50 Hz)	-
Rated power	-	-	6 HP
Pump	brass	brass	brass, self-priming with control valve
Standard equipment	gun with protection angled lance with adjustable nozzle 8 m rubber hose built-in detergent tank	gun with protection angled lance with adjustable nozzle angled lance with swivel nozzle hose reel 12 m rubber hose built-in detergent tank fixed brush	gun with protection lance with detergent head 8 m rubber hose

Hot water High-pressure Washers

High-pressure washer model **IP 3000 HS** is an indispensable aid for cleaning activities on large size surfaces, such as courtyards and covered walkways. In industrial surroundings this machine is ideal for cleaning large areas of flooring and for all situations calling for the cleaning and sanitizing power of hot water.



IP 3000 HS


Pressure	150 bar
Flow Rate	540 L/h
Engine power	2.7 kW (230 V/50 Hz)
Pump	brass
Hot water temperature	max 90°C
Standard equipment	gun with protection lance with detergent head hose reel 10 m rubber hose built-in detergent tank built-in diesel tank temperature control thermostat

Accessories for High-pressure Washers




Part number	Machines									
	IP 1100 S	IP 1150 S	IP 1210 S	IP 1250 S	IP 1360 S	IP 1450 S	IP 1750 S	IP 1900 S	IPX 2000 S	IP 3000 HS


Gun
Gun with protection.

	Gun	68500027	●													
		68500059		●		●										
		68500028			●		●	●								
		68500029							●	●						
		68500030										●				
		68500031													●	

Lance with nozzle head fitting
Lance designed to accept adjustable or rotating nozzle heads.

	Lance with nozzle head fitting	68500061		●		●									
-----------------------------------------------------------------------------------	--------------------------------	----------	--	---	--	---	--	--	--	--	--	--	--	--	--

Foaming lance
Lance with integral detergent dispenser for more efficient washing.

	Foaming lance	68500063		●		●										
		68500048		●												
		68500049			●		●	●	○	○						
		68500050											○			
		68500051													○	


Floor wash lance
This tool is specially designed for washing floors and surfaces on which projected spray must be avoided.

	Floor wash lance	68500014A			○		○	○	○						
		68500004A							○	○					○
		68500070		○		○									

Rotojet lance
Increases effectiveness thanks to the pressure-generated turbine effect.

	Rotojet lance	68500045	●													
		68500046								○						
		68500047										●	○			
		68500013A													○	

Lance with adjustable nozzle
Allows the force of the water jet to be adjusted to match requirements.









	Lance with adjustable nozzle	68500032	●													
		68500033			●		●	●								
		68500036								●						
		68500037										●				
		68500038											●			
		68500039													●	

Sandblast lance
Highly practical and easy to use, the sandblast lance removes rust, old paint films, and accumulated deposits.

	Sandblast lance	68500001A			○		○	○	○	○	○				
		68500009A													○



Accessories for High-pressure Washers

		Part number	Machines									
			IP 1100 S	IP 1150 S	IP 1210 S	IP 1250 S	IP 1360 S	IP 1450 S	IP 1750 S	IP 1900 S	IPX 2000 S	IP 3000 HS
Adjustable nozzle head Allows the force of the water jet to be adjusted to match requirements.												
	Adjustable nozzle head	68500069		●								
		68500040			●							
		68500068				●						
		68500058					●					
		68500042						●				
Rotary nozzle head Increases effectiveness thanks to the pressure-generated turbine effect.												
	Rotary nozzle head	68500062		●		●						
		68500043			○		●					
		68500044						●				
Brush Driven by the pressure of the water jet. Made of natural bristles, the brushes are designed for cleaning delicate surfaces.												
	Rotary brush	68500065		○		○						
		68500002A			○		○	○	○	○		○
	Professional rotary brush	68500010A									○	○
	Fixed brush	68500064		●		●						
		68500003A			○		●	●	○	●	○	
High-pressure hose Flexible and strong, this hose connects the unit to the gun with protection.												
	High-pressure hose	68500018	●									
		68500019			●							
		68500020					●	●				
		68500023							●			
		68500024								●		
		68500025									●	
		68500026										●
Extension hose A pressure hose for the maximum range of action.												
	6 m extension hose	68500067		○		○						
		68500060		●		●						
	8 m extension hose	68500012A			○		○	○	○			
		68500006A									○	
		68500052								○		○
Drain clearing attachment Unblocks drains and pipelines rapidly.												
	10 m drain clearing attachment	68500066		○		○						
	15 m drain clearing attachment	68500005A			○		○	○	○	○		○
	25 m drain clearing attachment	68500011A							○	○		○
Nozzle for drain clearing attachment Compatible with specific models based on flow rate in litres.												
	Drain clearing nozzle (6-9 L/min)	68500056			○		○	○	○	○		○
	Drain clearing nozzle (10-15 L/min)	68500057								○	○	○
Water filter kit Water filter for protecting the pump and nozzles from impurities in the water.												
	Water filter kit	68500016A	○		○		○	○	○	○	○	○

● standard equipment ○ compatible tools



TRANSPORTING LOADS, WOOD, SOIL



The maximum loading performance and exceptional stability:
Efco transporters fear no rivals.

Technology and comfort

Ideal for use in building construction and agriculture, **Efco** transporters are designed to carry bulky and heavy loads, also over steep and uneven terrain. Designed in compliance with the highest quality standards, these machines offer optimum performance in terms of load capacity, reliability through time, and safety. The load capacity ranges from 450 to 550 kg, allowing these machines to be used in rural surroundings, in the garden and around the farm or on building sites.



1 Equipped with power take-off for attachment of accessories (**TN 4500**, **TN 5600**).

2 Telescoping flat body optimises transport operations, even with bulky loads.



3 Tipping angle of up to 50°.

4 Wide crawler tracks ensure solid grip on any type of terrain.



5 Tight turning radius for ease of manoeuvre on building sites or in greenhouses and vineyards.

6 Rugged undercarriage with track tensioner sprocket, perfectly balanced for correct weight distribution and excellent grip on all types of terrain.



7 Rear metal guard to maximize operator safety.

8 Rugged steel chassis. A low centre of gravity provides optimal stability during the job, also when working on steep gradients. The high position of the engine and transmission facilitates maintenance tasks.



Guide to selection

		HOME	COUNTRYSIDE	WOODLAND
TRANSPORTING LOADS, WOOD, SOIL	Compact Transporters	TN 3400 H TN 3400 K		
	Professional Transporters		TN 4500 TN 5600	

Proper maintenance

- Check the **oil level** regularly and change the oil whenever necessary.
- Inspect and clean the **air filter** periodically, replacing as necessary.
- Keep the **cooling circuit** clean, and clean or replace the **spark plug**.
- Change **the transmission** oil after the first 50 hours of use and then after every 100 hours of use.
- Inspect and clean the **brake assembly** periodically.
- Adjust the side-mounted **halfshaft release and brake levers**.
- Check the **track tension adjustment** periodically.

Compact Transporters

Compact and manoeuvrable, small transporters facilitate the transport of materials of various types, from firewood to fruit. Thanks to their features, these machines are perfect for use in rural areas for transporting loads in confined spaces and on sloping terrain. Their tight turning radius (700 mm), not only makes the transporters easier to manoeuvre, it also helps protect the surrounding vegetation during transit of the machine.

Only available in certain markets



	TN 3400 H	TN 3400 K
Displacement	160 cm ³	166 cm ³
Engine make/model	Honda GCV 160 OHC	Emak K 655 OHV
Gearbox	2 + 2	2 + 2
Speed	1 st : 1.60 - 2 nd : 3.60 1 st Rev: 1.40 - 2 nd Rev: 3.40	1 st : 1.60 - 2 nd : 3.60 1 st Rev: 1.40 - 2 nd Rev: 3.40
Lift/dump	manual	manual
Minimum turning radius	700 mm	700 mm
Dump angle	45°	45°
Loading deck/Payload	telescoping / 350 Kg	telescoping / 350 Kg
Body length	93 - 106 cm	93 - 106 cm
Body width	52 - 90 cm	52 - 90 cm
Overall dimensions	153x60x90 cm	153x60x90 cm
Weight	140 Kg	140 Kg

*version available with B&S DOV 750 engine while stocks last.

Professional Transporters

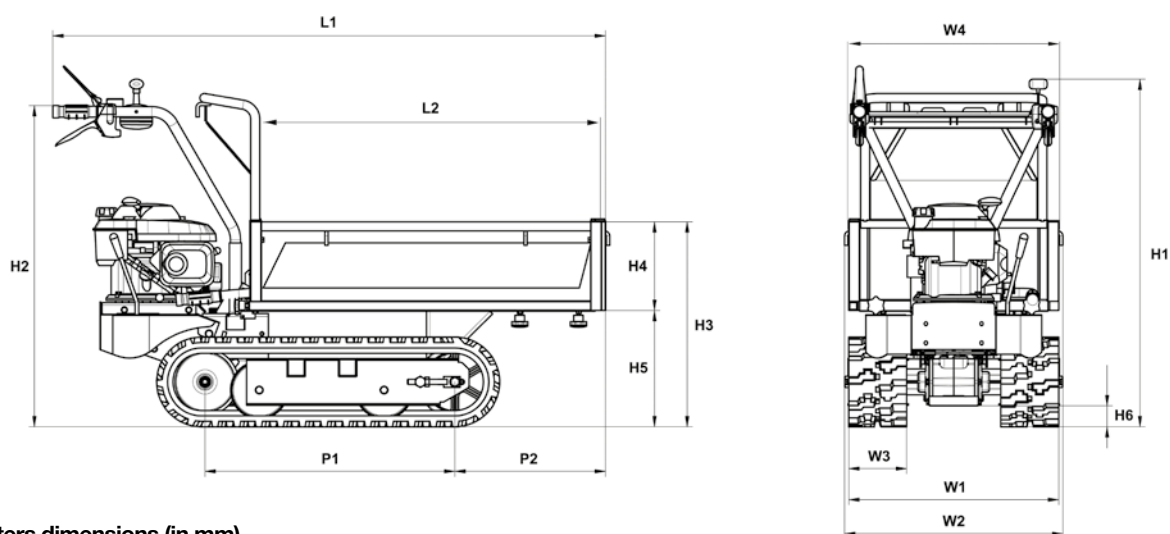
The professional transporters are designed in compliance with stringent quality standards to provide elevated performance in terms of load capacity and the maximum reliability through time. These machines are ideal for easy manoeuvring around building sites or in greenhouses and vineyards. Thanks to the wide tracks on these machines, the operator can travel in safety also on the steepest slopes, with perfect grip of the machine on all types of terrain.

Only available in certain markets



	TN 4500	TN 5600
Displacement	163 cm ³	163 cm ³
Engine make/model	Honda GX 160 OHV	Honda GX 160 OHV
Gearbox	3 + 1R	4 + 2R
Speed	1 st : 1.88 - 2 nd : 4.13 - 3 rd : 7.00 Rev: 1.86	1 st : 1.88 - 2 nd : 3.16 - 3 rd : 4.13 - 4 th : 7.00 - 1 st Rev: 1.86 - 2 nd Rev: 3.13
Lift/dump	manual	manual
Minimum turning radius	700 mm	700 mm
Dump angle	50°	50°
Loading deck/Payload	telescoping / 450 Kg	telescoping / 550 Kg
Body length	93 - 106 cm	100 - 118 cm
Body width	56 - 94 cm	65 - 110 cm
Overall dimensions	167x65x102 cm	175x73x102 cm
Weight	180 Kg	200 Kg

Dimensions / Accessories for Transporters



Transporters dimensions (in mm)

	TN 3400 H TN 3400 K	TN 4500	TN 5600
L1	1.530-1.665	1.670	1.745
L2	925-1.060	925-1.060	1.000-1.180
H1	965	1.020	1.020
H2	885	900	900
H3	570	590	590
H4	240	240	240
H5	330	339	339
H6	65	70	70
W1	590	620	620
W2	603-983	643	733
W3	170	-	-
W4	520-900	560-940	650-1.100
P1	690	785	785
P2	415-550	330	405

Part number	Machines			
	TN 2700	TN 3400	TN 4500	TN 5600

High sides kit

Conversion kit used to increase the height of the sides, facilitating the transportation of bulkier loads.

	High sides kit	68722010	<input type="radio"/>	<input type="radio"/>		
		68722003			<input type="radio"/>	
		68722004				<input type="radio"/>

○ compatible tools

Working calmly and efficiently:
the peace of mind that comes from safety.



Size guide

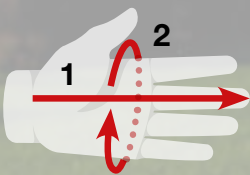
Clothing sizes conversion table

INTERNATIONAL	XS		S		M		L		XL		XXL		3XL	
ITALY	38	40	42	44	46	48	50	52	54	56	58	60	62	64
FRANCE	34	36	38	40	42	44	46	48	50	52	54	56	58	60
GERMANY	42	44	46	48	50	52	54	56	58	60	62	64	66	68
SPAIN	34	36	38	40	42	44	46	48	50	52	54	56	58	60
U.K.	24	26	28	30	32	34	36	38	40	42	44	46	48	50
U.S.A.	24	26	28	30	32	34	36	38	40	42	44	46	48	50

Lengths in centimetres for each size (chain-resistant jackets and trousers)

INTERNATIONAL		XS	S	M	L	XL	XXL	3XL
	1	84-88	95-96	100-104	108-112	116-120	124-128	132-136
	4	152-168	156-174	164-182	174-190	180-196	184-200	188-204
	2	68-72	76-80	84-88	92-96	100-104	108-112	116-120
	3	78	80	82	84	86	86	86
	4	152/168	156/172 160/174	164/178 170/182	174/186 178/190	180/192 182/196	184/198 186/200	188/200 190/204

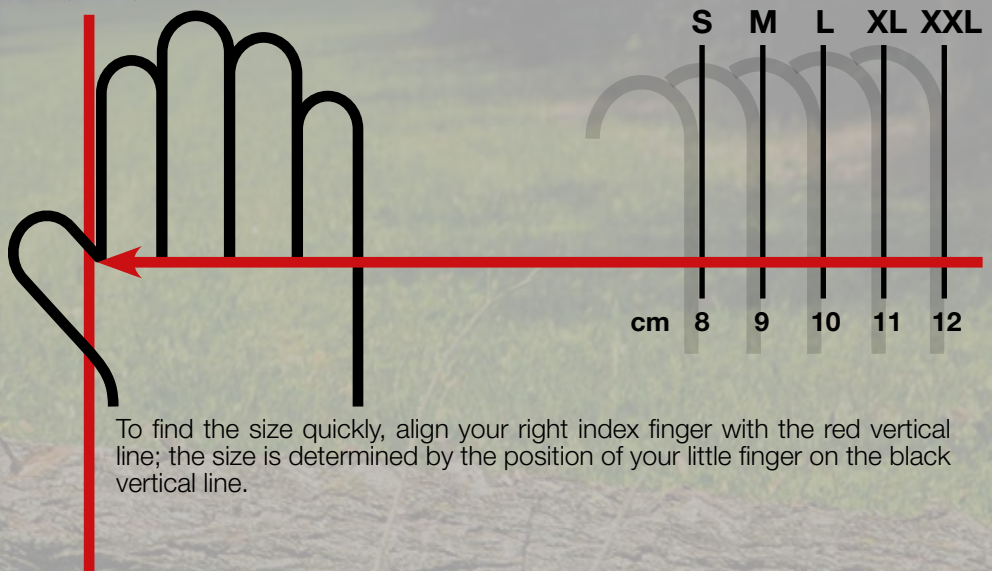
Glove sizes table



SIZE	1	2
XS	17 cm	17.5-19 cm
S	18 cm	18.5-20 cm
M	19 cm	19.5-21 cm
L	20 cm	20.5-22 cm
XL	21 cm	21-22.5 cm
XXL	22 cm	22-23.5 cm

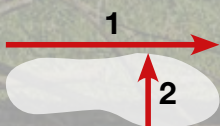
Use a tape measure to measure the length of the red line and the circumference around the knuckles then find the corresponding glove size in the table.

Easily find your size



To find the size quickly, align your right index finger with the red vertical line; the size is determined by the position of your little finger on the black vertical line.






















Boots size table



	Forms	40	41	42	43	44	45	46	47
1	Length cm	26.8	27.5	28.2	28.9	29.6	30.3	31	31.7
2	Width cm	9.6	9.8	10	10.2	10.4	10.6	10.8	11

Protective Clothing

Jackets, trousers, leggings, dungarees, oversleeves and gloves

Description	Ultra-strong fabric	Standard anti-cut protection	Ultralight anti-cut protection	Performance fabric	Water-repellent	Breathable	Bi-stretch fabric	Multi-stretch fabric	Ventilation zips	Type approval	Cut-resistance class	Anti-cut protective zone
 Jacket with anti-cut protection	-	-	●	-	●	●	-	-	●	CE	1	
 Tree climbing Trousers	-	-	●	●	●	●	●	●	-	CE	1	
 Professional comfort chain-resistant trousers	●	-	●	●	●	●	●	-	-	CE	1	
 Air-light professional chain-resistant trousers	-	-	●	●	●	●	●	-	●	CE	1	
 Energy chain-resistant trousers	-	●	-	-	●	●	-	-	-	CE 	1	
 Energy leggings with anti-cut protection	-	●	-	-	●	●	-	-	-	CE 	1	
 Energy dungarees with anti-cut protection	-	●	-	-	●	●	-	-	-	CE 	1	
 Oversleeves with anti-cut protection	-	●	-	-	●	●	-	-	-	CE	0	
 Universal comfort jacket	-	-	-	-	●	●	●	-	-	CE	-	
 Professional brushcutter operator trousers	●	-	-	-	●	●	-	-	-	CE	-	
 Professional chain-resistant gloves	●	●	-	-	●	●	●	-	-	CE	1	
 Universal utility gloves	●	-	-	-	●	●	-	-	-	CE	-	

Protective Clothing

Boots

Description	Ultra-strong fabric	Standard anti-cut protection	Ultralight anti-cut protection	Performance fabric	Water-repellent	Breathable	Bi-stretch fabric	Multi-stretch fabric	Ventilation zips	Type approval	Cut-resistance class	Anti-cut protective zone
Chain resistant forestry boots	●	●	-	-	●	●	-	-	-	CE	2	
H ₂ OUT chain-resistant forestry boots with impermeable membrane	●	●	-	-	Impermeable H ₂ OUT	-	-	-	-	CE	2	
Chain resistant forestry boots	-	●	-	-	●	-	-	-	-	CE 	3	

Helmets, ear defenders, protective glasses and face shields

Description	Material Shell structure	Face shield material	Noise protection	Frame material	Lenses	Type approval
Professional protective helmet	ABS	Nylon mesh	26 dB	-	-	CE
Protective helmet	ABS	Metal mesh	23 dB	-	-	CE
Professional protective and noise-filtering ear defenders	Plastic	-	32 dB	-	-	CE
Noise filtering ear defenders	Plastic	-	30 dB	-	-	CE
Noise filtering ear defenders	Plastic	-	27 dB	-	-	CE
Protective spectacles	-	-	-	Clear plastic	In antifogging polycarbonate	CE
Dark protective spectacles	-	-	-	Rigid plastic	Dark wrap-around, anti-scratch and anti-glare in sunlight	CE
Clear protective spectacles	-	-	-	Polycarbonate	Wrap-around, anti-scratch, clear	CE
Super-professional mesh face shield	Plastic	Metal mesh	-	-	-	CE
Super-professional polycarbonate face shield	Plastic	Polycarbonate	-	-	-	CE
"Plus" polycarbonate face shield	Plastic	Polycarbonate	-	-	-	CE
"Plus" mesh face shield	Plastic	Metal mesh	-	-	-	CE

Protective Clothing



Jacket with anti-cut protection

Extremely lightweight and breathable comfort model chain resistant jacket reinforced with abrasion resistant waterproof fabric in the areas most subject to wear. Slim fit.



Safety	<ul style="list-style-type: none"> • CE approval, standards EN ISO 13688: 2013 and EN 381-11: 2003, Class 1. • Category 3 PPE. • Special 8-layer anti-cut protection (sofly). 			
Visibility	<ul style="list-style-type: none"> • Large orange coloured trim for the maximum daytime and night-time visibility. 			
Fit	<ul style="list-style-type: none"> • Excellent fit thanks to the anti-cut fabric technology (sofly). 			
Sizes	S	3255011A	XL	3255003A
	M	3255001A	XXL	3255004A
	L	3255002A	XXXL	3255054



Tree climbing trousers

Protective chain resistant trousers specifically designed and produced for tree climbing. Extremely lightweight and breathable with leg protection (180° front, 5 cm right inside leg, 5 cm left inside leg). Slim fit.



Safety	<ul style="list-style-type: none"> • CE approval, standards EN340 and EN 381-5: 1995 type A, Class 1. • Category 3 PPE. • Anti-rip protection – RIPSTOP. • Special 5-layer anti-cut protection (sofly). 			
Fit	<ul style="list-style-type: none"> • Slim fit thanks to the tri-elastic stretch fabric for the maximum comfort and exceptional freedom of movement. 			
Materials	<ul style="list-style-type: none"> • Water repellent with SOFIGUARD treatment. • 94% polyamide, 6% elastham (CORDURA - RIPSTOP). • Black reinforcement: 50% polyamide, 45% polyester, 5% elastham. 			
Sizes	42	3255041	50	3255045
	44	3255042	52	3255046
	46	3255043	54	3255047
	48	3255044	56	3255048



Professional comfort chain-resistant trousers

Extremely lightweight and breathable comfort model chain resistant trousers with abrasion resistant waterproof fabric in the areas most subject to wear. Leg protection (180° front, 5 cm right inside leg, 5 cm left inside leg). Slim fit.



Safety	<ul style="list-style-type: none"> • CE approval, standards EN340 and EN 381-5: 1995 type A, Class 1. • Category 3 PPE. • Anti-tear protection – RIPSTOP. • Special 5-layer anti-cut protection (sofly). 			
Fit	<ul style="list-style-type: none"> • Excellent fit thanks to the use of bi-stretch fabric. 			
Materials	<ul style="list-style-type: none"> • Water repellent with SOFIGUARD treatment. • 94% polyamide, 6% elastham (CORDURA - RIPSTOP). • Reinforced with 100% polyester. 			
Sizes	42	3255023	50	3255027
	44	3255024	52	3255033
	46	3255025	54	3255038
	48	3255026	56	3255039



Air-light professional chain-resistant trousers

Extra lightweight and breathable professional chain-resistant trousers with 2 rear ventilation zips. Leg protection (180° front, 5 cm right inside leg, 5 cm left inside leg). Slim fit.



Safety	<ul style="list-style-type: none"> • CE approval, standards EN340 and EN 381-5: 1995 type A, Class 1. • Category 3 PPE. • Special 5-layer anti-cut protection (sofly). 			
Fit	<ul style="list-style-type: none"> • Excellent fit thanks to the use of bi-stretch fabric. 			
Materials	<ul style="list-style-type: none"> • Water repellent with SOFIGUARD treatment. • 94% polyamide, 6% elastham. 			
Sizes	S	3255082	XL	3255085
	M	3255083	XXL	3255086
	L	3255084		



Protective Clothing

Energy chain-resistant trousers

Protective trousers with 8-layer anti-cut protection. Comfortable fit. Leg protection (180° front, 5 cm right inside leg, 5 cm left inside leg). Side pockets, ruler pocket and spark plug wrench pocket.



Safety	<ul style="list-style-type: none"> • CE EN340 and EN 381-5 approved: 1995 type A, Class 1. • Category 3 PPE. • Special 8-layer anti-cut protection. 										
Visibility	<ul style="list-style-type: none"> • Orange abdominal part. • Side pockets, ruler pocket and spark plug wrench pocket, lumbar support. 										
Materials	<ul style="list-style-type: none"> • Breathable and water repellent. • 30% cotton, 70% polyester. • Certificate KWF STANDARD. 										
Sizes	<table border="1"> <tr><td>S</td><td>3255062</td></tr> <tr><td>M</td><td>3255063</td></tr> <tr><td>L</td><td>3255064</td></tr> <tr><td>XL</td><td>3255065</td></tr> <tr><td>XXL</td><td>3255066</td></tr> </table>	S	3255062	M	3255063	L	3255064	XL	3255065	XXL	3255066
S	3255062										
M	3255063										
L	3255064										
XL	3255065										
XXL	3255066										



Energy leggings with anti-cut protection

Anti-cut protective leggings designed for amateur users and for occasional chainsaw duties. Easy to put on, the waistband is adjusted by means of an elastic strip and the legs are fastened with zips at the rear. 8-layer anti-cut protection for the legs (180° front, 5 cm right inside leg, 5 cm left inside leg).



Safety	<ul style="list-style-type: none"> • CE approval, standards EN340 and EN 381-5: 1995 type A, Class 1. • Category 3 PPE. • Special 8-layer anti-cut protection.
Visibility	<ul style="list-style-type: none"> • Orange abdominal part. • Detail of pocket.
Materials	<ul style="list-style-type: none"> • Breathable. • 33% cotton, 67% polyester. • 245 g/m².
Sizes	Universal 0010013608

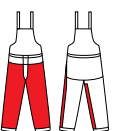


Energy dungarees with anti-cut protection

Anti-cut protection dungarees, with classic workwear style and shape and 8-layer anti-cut protection. The practical bib incorporates a pocket to carry small objects and tools. Adjustable shoulder straps and side pockets.



Safety	<ul style="list-style-type: none"> • CE approval, standards EN340 and EN 381-5: 1995 type A, Class 1. • Category 3 PPE. • Special 8-layer anti-cut protection. 												
Visibility	<ul style="list-style-type: none"> • Orange coloured bib. • Detail of pockets. 												
Materials	<ul style="list-style-type: none"> • Breathable, water repellent. • 30% cotton, 70% polyester. 												
Sizes	<table border="1"> <tr><td>S</td><td>3255070</td><td>XL</td><td>3255073</td></tr> <tr><td>M</td><td>3255071</td><td>XXL</td><td>3255074</td></tr> <tr><td>L</td><td>3255072</td><td>XXXL</td><td>3255075</td></tr> </table>	S	3255070	XL	3255073	M	3255071	XXL	3255074	L	3255072	XXXL	3255075
S	3255070	XL	3255073										
M	3255071	XXL	3255074										
L	3255072	XXXL	3255075										



Oversleeves with anti-cut protection

Chain-resistant oversleeves designed for amateur users and for occasional chainsaw duties. The oversleeves can be donned with ease and they are adjusted by means of ties. Designed to withstand chain speeds of 16 m/sec, orange colour for high visibility and featuring anti-intrusion cuffs.



Safety	<ul style="list-style-type: none"> • CE approval standard EN381-10: 1995, Class 0. • Category 3 PPE.
Visibility	<ul style="list-style-type: none"> • Orange coloured fabric.
Materials	<ul style="list-style-type: none"> • Breathable. • 33% cotton, 67% polyester. • 245 g/m².
Sizes	Universal 3255081



Protective Clothing

Universal comfort jacket

Extremely lightweight breathable comfort jacket with large orange coloured panels for optimal visibility. Excellent fit thanks to the tri-stretch fabric. Slim fit.



Safety	• Category 1 PPE.			
Visibility	• Large front and rear orange coloured trim for the maximum daytime and night-time visibility.			
Materials	<ul style="list-style-type: none"> • Water-repellent, wind-proof, breathable. • 46% polyester, 37% polyamide, 15% polyurethane, 2% elastham. • 3D fabric, removable sleeves, 5 pockets. 			
Sizes	S	3255028	XL	3255031
	M	3255029	XXL	3255032



Professional brushcutter operator trousers

Protective trousers for brushcutter operators with rugged waterproofed outer fabric and front protection against impact with small size objects (such as stones, thorns, bark, and roots). 2 open hip pockets one closed side pocket.



Safety	<ul style="list-style-type: none"> • Approval CE EN340. • Category 1 PPE. 			
Visibility	• Orange coloured trims.			
Materials	<ul style="list-style-type: none"> • Waterproofed fabric 33% cotton, 67% polyester. • High strength protection at the front of the leg. • Leg protection 30% cotton, 70% polyester. 			
Sizes	S	3255012	XL	3255015
	M	3255013	XXL	3255016
	L	3255014	XXXL	3255061



Chain-resistant gloves

Designed to protect the most exposed parts of the body from the risk of cuts when using a chainsaw, approved class 1 (20 m/sec). Optimum fit around the fingers to facilitate control and movement. Suitable for use with other power tools (hedgetrimmers, pruners, pruning saws), thanks to thickness and materials that prevent the penetration of thorns, chips and oil.



Safety	<ul style="list-style-type: none"> • CE approval standards EN 388/03, EN 381-7/99. • Category 3 PPE. • Class 1 (20 m/sec.). 			
Materials	<ul style="list-style-type: none"> • Stretch polyester on the back and Duratexture on the palm. • Fingers with comfort stitching and stretch fabric. • Palm with antivibration insert. • Elasticized cuff with Velcro fastener. • Reinforcement on back for enhanced wear resistance. • High-strength fabric chain protection. 			
Sizes	S-8	3255056	XL-11	3255059
	M-9	3255057	XXL-12	3255060
	L-10	3255058		



Universal utility gloves

Comfortable, made with chamois leather palm and comfort padding, back in stretch polyester. Knitted cuff and Velcro fastener for easy on/off, maximum comfort also when worn for long periods. No cut protection is provided, so these gloves are suitable for use exclusively with tools that do not call for specific anti-cutting properties (blowers, brushcutters, rotary tillers, etc.). CE approved, mechanical properties to EN 388: abrasion resistance 3, cut resistance 1, tear resistance 2, piercing resistance 2.



Safety	<ul style="list-style-type: none"> • CE marking, compliant with EN 420 2003 - AM1: 2009 EN 388: 2003 / 3122 and directive 89/686/EEC. • category 1 PPE. 			
Materials	<ul style="list-style-type: none"> • Back in elasticized polyester and natural leather. • Comfort padding on palm. • Elasticated cuffs. • Wrist strap with Velcro. • High strength seams stitched with cotton faced nylon thread. 			
Sizes	S-8	3255018	XL-11	3255021
	M-9	3255019	XXL-12	3255022
	L-10	3255020		



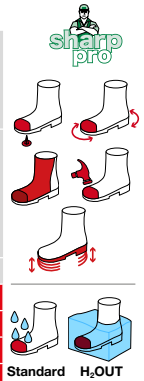
Protective Clothing

Chain resistant forestry boots

Combining the characteristics of trekking boots with the safety features required by specific PPE regulations. Chain resistant certified to EN ISO 17249 Class 2 (Category 3 PPE, able to resist chain speeds of up to 24 m/sec). Flexible and comfortable, these boots assure a high level of comfort during work activities, maximising control and mobility. The boots offer excellent grip thanks to the deep channel tread pattern of the sole in anti-oil, antistatic, non-slip nitrile rubber with heat resistance up to 300°C. The H₂OUT version guarantees the maximum level of impermeability thanks to the "Tepor" membrane.



Safety	<ul style="list-style-type: none"> • CE approval standards EN ISO 17249:2013, EN ISO 20345:2011, CL2 S3-CI-HI-HRO-SRC, Class 2. • Category 3 PPE. 							
	<ul style="list-style-type: none"> • Water-repellent leather upper. • Lining in breathable nonwoven fabric. • High-strength fabric anti-piercing sole plate. • 8-ply chain protection from top of foot up to the shin and on the sides. 							
Materials	Standard version				H₂OUT version			
	40	001001419A	44	001000978C	40	3655001	44	3655005
	41	001000975C	45	001000979C	41	3655002	45	3655006
	42	001000976C	46	001001420A	42	3655003	46	3655007
	43	001000977C	47	001001421A	43	3655004	47	3655008
Sizes								



Chain resistant forestry boots

Rugged high boots in rubber for safe use of chainsaws. Protection from cutting, crushing and piercing thanks to the steel toe cap, chain guard protection covering the entire upper and anti-piercing sole plate made of high strength fabric. The boots offer excellent grip thanks to the deep channel tread pattern of the sole in anti-oil, antistatic, non-slip nitrile rubber with heat resistance up to 300°C.



Safety	<ul style="list-style-type: none"> • CE approval standards EN 345-1 1997, EN 345-2 1996 SB - E, Class 3. • Category 3 PPE. • KWF PROF certification. 							
	<ul style="list-style-type: none"> • Outer in rubber with non-slip rubber sole with deep cleated tread. • Breathable fabric lining and absorbent felt footbed. • Protective steel toecap, anti-piercing sole plate and ankle guard. • Chain protection on top of foot and on shin. 							
Materials								
	41	001001079A	44	001001082A				
	42	001001080A	45	001001083A				
	43	001001081A						
Sizes								



Professional protective helmet

For the maximum protection of the head and face, ideal for jobs carried out at ground level. Lightweight, comfortable and ventilated. Adjustable face shield, side ventilation openings, integral rain channel and large-size pre-moulded nylon shield. Individually adjustable removable ear protectors.



Safety	<ul style="list-style-type: none"> • Approved helmet to EN 397 ANSI Z 87.1/1989 - Z 87 S. • Approved ear defenders to EN 352-3. • Approved face shield to EN 1731/S, EN 166. 							
	<ul style="list-style-type: none"> • Shell made of flexible, UV-resistant ABS (shock absorbent). • Fabric harness with double 4-point suspension (patented shock absorption system). • Sweatband and ratchet adjustment system. • SNR 26 dB adjustable ear defenders. • Face shield holder. • Mesh face shield. 							
Materials								
Sizes	Universal				001001284BR			



Protective helmet

Helmet with mesh face shield and ear defenders.



Safety	<ul style="list-style-type: none"> • Approved helmet to EN 397 ANSI Z 87.1/1989 - Z 87 S. • Approved ear defenders to EN 352-3: 1997. • Approved face shield to EN 1731/S, EN 166. 							
	<ul style="list-style-type: none"> • Shell in UV-resistant polyethylene. • Plastic harness with 4-point suspension. • Sweatband and manual adjustment system. • SNR 23 dB adjustable ear defenders. • Face shield holder. • Metal mesh face shield. 							
Materials								
Sizes	Universal				3255010			



Protective Clothing

Professional protective and noise-filtering ear defenders

Professional ear defenders for maximum hearing protection, 32 dB attenuation.



Safety	<ul style="list-style-type: none"> • EN 352-1 approved ear defenders. • Category 2 PPE.
Materials	<ul style="list-style-type: none"> • Shell made of UV-resistant ABS (shock absorbent). • Stainless steel headband. • Adjustable. • Attenuation (SNR): 32 dB. • PVC + foam sound insulation.
Sizes	Universal 3155013R



Noise filtering ear defenders

Ear defenders for excellent hearing protection, 30 dB attenuation.



Safety	<ul style="list-style-type: none"> • EN 352-1 approved ear defenders. • Category 2 PPE.
Materials	<ul style="list-style-type: none"> • Shell in ABS. • Plastic + stainless steel headband. • Adjustable. • Attenuation (SNR) 30 dB. • PVC + foam sound insulation.
Sizes	Universal 001000835



Noise filtering ear defenders

Ear defenders for excellent hearing protection, 27 dB attenuation.



Safety	<ul style="list-style-type: none"> • EN 352-1 approved ear defenders. • Category 2 PPE.
Materials	<ul style="list-style-type: none"> • Shell in PVC. • Plastic headband. • Adjustable. • Attenuation (SNR): 27 dB. • PVC + foam sound insulation.
Sizes	Universal 4175114



Protective spectacles

Lightweight and ergonomic protective spectacles, wrap-around protection.



Safety	<ul style="list-style-type: none"> • EN 166 approved protective spectacles. • Optical class 1.
Materials	<ul style="list-style-type: none"> • Clear frame, polycarbonate lens, direct ventilation. • Mechanical strength: Lens B - Frame F.
Sizes	Universal 3055016



Dark protective spectacles

Versatile, lightweight and ergonomic protective spectacles, dark lens.



Safety	<ul style="list-style-type: none"> • EN 166 approved protective spectacles. • Optical class 1.
Materials	<ul style="list-style-type: none"> • Wrap-around anti-scratch lens, dark, anti-glare in sunlight, soft silicone nose pads. • Mechanical strength: Lens FT - Frame FT.
Sizes	Universal 3155026R



Protective Clothing

Clear protective spectacles

Versatile, lightweight and ergonomic protective spectacles, clear lens.



Safety	<ul style="list-style-type: none"> • EN 166 approved protective spectacles. • Optical class 1.
Materials	<ul style="list-style-type: none"> • Wrap-around clear anti-scratch lens, anti-glare in sunlight, flexible silicone temple arms. • Mechanical strength: Lens S - Frame S.
Sizes	Universal 3155027R



Super-professional mesh face shield

Professional lightweight ergonomic face shield for the maximum safety, mesh shield.



Safety	<ul style="list-style-type: none"> • EN 1731-S approved.
Materials	<ul style="list-style-type: none"> • PVC structure, replaceable and adjustable metal mesh face shield. • Foam brow band.
Sizes	Universal 001000939A



Super-professional polycarbonate face shield

Lightweight professional ergonomic face shield for the maximum safety, polycarbonate shield.



Safety	<ul style="list-style-type: none"> • EN 166 approved. • Optical class 1, mechanical strength B.
Materials	<ul style="list-style-type: none"> • PVC structure, polycarbonate face shield, antifogging, adjustable, replaceable. • Foam brow band.
Sizes	Universal 001000940A



“Plus” polycarbonate face shield

Lightweight ergonomic face shield for the maximum safety, polycarbonate shield.



Safety	<ul style="list-style-type: none"> • EN 166 approved. • Optical class 1, mechanical strength B.
Materials	<ul style="list-style-type: none"> • PVC structure, polycarbonate face shield, antifogging, adjustable, replaceable. • Foam brow band.
Sizes	Universal 001000942A



“Plus” mesh face shield

Lightweight ergonomic face shield for the maximum safety, mesh shield.



Safety	<ul style="list-style-type: none"> • EN 1731-F approved. • Optical class 1, mechanical strength B.
Materials	<ul style="list-style-type: none"> • PVC structure, metal mesh face shield, adjustable, replaceable. • Foam brow band.
Sizes	Universal 001000941A



Nothing but the best consumables to keep your machines running smoothly.



Lubricants and sundry Accessories





Lubricants

Alkilate petrol for 4 stroke engines and Special mixture for 2-stroke engines

EFCO-Alkilate is a highly refined petrol specifically formulated for 4-stroke engines. **EFCO-Mix Alkilate** is a mixture for 2-stroke engines made from alkylate petrol and biodegradable* synthetic oil compliant with API TC, JASO FC and ISO L-EGD standards. This fuel is premixed and hence ready for use.

* Tested to CEC-L-33-A-93 (80% in 21 days) and OECD 301E (64%).

These fuels contain 10 times less harmful substances than traditional petrol and less than 0.1% benzene and other harmful aromatic hydrocarbons and are therefore less hazardous for health and for the environment. The fuels guarantee: high performance and longer engine life. Extremely pure and stable, the fuels have a long shelf life (up to 4 years in sealed containers with no loss of performance).



EFCO-Mix Alkilate – 5 l container	3455004
EFCO-Alkilate – 5 l container	3455012

**Not available
on all markets.**

PROSINT 2 EVO special oil for 2-stroke engines

Special synthetic ester-based lubricant, expressly formulated for high-performance 2-stroke engines. Special oil for use at 2% (50:1). Effective lubrication at high temperatures. Low emissions, reduced wear and clean engine. Exceeds API TC, JASO FC and ISO-L-EGD specifications. Its pre-fluidified composition makes preparing the mixture easy. Colour: dark red. Pack: carton 20 pcs x 100 ml or 12 pcs x 1 l or 4 pcs x 5 l.



100 ml bottle	001001363A
1 l can	001001364A
1 litre bottle with measure	001001406A
5 l bottle	001001404A
200 l drum	3555016

EUROSINT 2 EVO special oil for 2-stroke engines

Special oil with 100% synthetic esters. Used at 2% (50:1), this oil is ideal for the lubrication of competition or high performance two-stroke motors. High-resistance lubricating film at high temperatures and excellent anti-wear characteristics. Particularly indicated for exhaust catalysts by virtue of its low smokiness and ash content. Exceeds API TC, JASO FC/FD and ISO-L-EGD specifications. Colour: dark blue. Pack: carton 20+20 pcs x 100 ml or 12 pcs x 1l.



100 ml bottle	3455024
1 l can	3455025
1 litre bottle with measure	3455026

Special oil for 4-stroke engines - SAE 10 W - 30

Highly refined SAE 10 W - 30 grade mineral oil, specifically formulated and developed for 4-stroke air- and water-cooled engines designed for gardening sector applications. Mineral type engine oil containing a special combination of additives that give excellent detergent/dispersant, antioxidant, anticorrosive, and anti-wear properties. Exceeds API SG/CE, MIL - L - 2104 D, MIL - L - 46152 C specifications. Pack: carton 16 pcs x 600 ml. Minimum order: 1 carton.



600 ml can	001001554
200 l drum	3555024



Lubricants

CHAIN LUBE guide bar and chain protector

A compound formulated expressly for the protection of guide bars and chains, based on a balanced blend of oils which are specially resistant to low temperatures. Easily biodegradable. Special additives guarantee appreciable protection against wear and seizure. Good viscosity and pour point. Pack: carton of 12 pcs x 1 l or 4 pieces x 5 l. Minimum order: 1 carton.



1 l can	3455007
5 l can	3455006
20 l drum	3455014
200 l drum	3455013

Special grease

Special high quality lithium grease with molybdenum bisulphide for bevel gear pairs, elastic couplings, hedgetrimmer transmissions, earth auger gear reducers. Recommended for use with all mechanical parts subject to high loads. Exceeds ISO 6743-9; DIN 51825 KPF 2K - 30 specifications. Special grease/125 g tube. Pack: carton. Quantity per carton: 24. Minimum order: 2 cartons. Each equipped with dispenser nozzle and slot for display fixture.



125 g tube	4174238B
------------	----------

ADDITIX 2000 special additive for petrol and diesel fuels

Special additive, ideal for treatment of 2-stroke mixture and leaded or unleaded petrol. Prevents deterioration of fuel for at least 12 months and protects from oxidation. Facilitates engine starting, keeps fuel system clean, and protects against rust and corrosion. Pack of 24 x 125 ml bottles. One full doser cap is sufficient for 5 l of petrol.



125 ml bottle	001000972
---------------	-----------

Multipurpose concentrated degreasing detergent

High concentration detergent to obtain excellent results in the cleaning of heavily fouled surfaces such as mechanical parts, engines, tools for gardening, agriculture, and forestry, bicycles and motorcycles. 500 ml bottle with spray dispenser. Pack containing 12 pcs x 500 ml or 4 pcs x 5 l. Minimum order: 1 carton.



500 ml bottle	001101009A
5-litre can	001101222

Sundry Accessories



2-stroke mixture/oil hose

Resistant to UV radiation and deterioration caused by petrol. Pack: loose.



ø 3.2 x 6.4 mm - length 1 m	005100921A
ø 3 x 5 mm - length 1 m	005101079R

Starting rope spools

High-strength diamond braided nylon rope for maximum resistance to strain and fraying. Pack: loose.



ø 2.5 mm - 100 m	3503121
ø 3.0 mm - 100 m	3503015
ø 3.5 mm - 100 m	005101050
ø 4.0 mm - 100 m	006101034

Fuel/oil can

Fuel/oil can, BAM approved, for transporting in the car; red plastic dual purpose can: 6 l petrol + 3 l oil - professional type with graduated scale. Pack: loose.



Fuel/oil can	3355004A
--------------	----------

Fuel can

Fuel can, approved for transporting fuel on the road by the SNCH accreditation agency in compliance with the applicable United Nations standard. Equipped with a flexible extension spout for optimal refueling in all conditions and a "level band" for rapid identification of the remaining fuel level; max capacity 5L. Top quality fuel can, suitable for professional and private use. Pack: carton.



5 l fuel can	4175169A
--------------	----------

Extension cords to CEE - VDE - IMQ standards

Available in various different versions to work easily in the vicinity of the home using electric power tools. 250 V/10 A cable 25 m - 3 x 1 mm². Pack: bag.



With Italian plug and Schuko receptacle	001000865
Schuko receptacle	3044102

Funnel

Plastic funnel complete with filter mesh; protects the engine from impurities in the oil. Pack: bag.



Funnel	003401054R
--------	------------

Combination wrenches

To remove spark plugs. Also features screwdriver tip for chainsaw chain tensioning. Pack: loose.



19 mm with bar	301000129
17 x 19 mm	2304009R
14 x 21 mm	2304022
10 x 19 mm	2304029
13 x 16 mm	2304017
13 x 19 mm	2304073
19 x 21 mm	66060414



Sundry Accessories

Spark plugs

A comprehensive range of spark plugs, expertly developed for the full range of high performance 2 and 4 stroke engines. A combination of innovative materials and special manufacturing methods will guarantee optimum starting, efficient combustion and lower fuel consumption, prolonging the life of the engine and other moving parts. In addition, the use of high quality oils like **PROSINT 2 EVO** and **EUROSINT 2** ensures that there are fewer unburned residues from combustion, signifying improved performance and less maintenance.



Family	Model	1	2	3	TORCH	NGK		CHAMPION		ENKER		Quantity
		mm	pitch	mm	Model	Code	Model	Code	Model	Code	Model	
Chainsaws	125 - 135 - 136 - 138 - 140 - 141 - 142 146 - 151 - 156 - 162 - 170 - 171 - 199 MT 2600 - MT 350 - MT 3500 - MT 370 - MT 3700 - MT 371 MT 3710 - MT 4100 - MT 411 - MT 4110 - MT 450 - MT 4510	19	M14 x 1,25mm	9,5		3055114	BPMR6A	3055101	RCJ-7Y			10
	MTH 510 - MTH 560 - MTH 5100 - MTH 5600	19	M14 x 1,25mm	9,5	L8RTF			3055104R	RCJ-6Y			10
	147 - 152 - MT 5200	19	M14 x 1,25mm	9,5		3055115	BPMR7A	3055104R	RCJ-6Y			10
	132	19	M14 x 1,25mm	9,5				5003029R	RCJ-8Y			8
	MTT 2500 - MTT 3600 - MT 440 - MT 4400	16	M10 x 1mm	9,5		3055120	CMR7A					10
	MT 6500	19	M14 x 1,25mm	9,5		3055118	BPMR8Y		RCJ-4			10
	165 HD - 185 HD - 180 - 181 MT 3600 - MT 7200 - MT 8200	19	M14 x 1,25mm	9,5		3055118	BPMR8Y					10
Pruners	MT 3600 - MT 4000	16	M10 x 1mm	9,5		3055113	CMR6A					10
	PT 2500 - PTX 2500	19	M14 x 1,25mm	9,5		3055115	BPMR7A	3055104R	RCJ-6Y			10
Hedge trimmers	PT 2700 - PTX 2700 - PTX 2710	16	M10 x 1mm	9,5		3055120	CMR7A					10
	TS 36 - TS 326 S - TS 327 - TS 327 S - TS 327 L TG 2600 XP - TG 2750 XP - TGS 2750 XP	19	M14 x 1,25mm	9,5		3055115	BPMR7A	3055104R	RCJ-6Y			10
Blowers	TG 2550 - TG 2650 XP - TG 2800 XP TGS 2800 XP - DS 2800 H - DS 2400 H DS 2400 HL - TG 2460 P - TG 2470 P - TGS 2470 P	16	M10 x 1mm	12,7 *		3055112	CMR7H					10
	SA 2062 - SA 3000 - SA 2700 - SA 2700 BP SA 2026	19	M14 x 1,25mm	9,5		3055114	BPMR6A	3055101	RCJ-7Y	3055109	FSC75PR	10
Multimate		19	M14 x 1,25mm	9,5		3055115	BPMR7A	3055104R	RCJ-6Y			10
	Engine unit	19	M14 x 1,25mm	9,5		3055115	BPMR7A	3055104R	RCJ-6Y			10
Brushcutters	8250 - 8250 D - 8250 ERGO	19	M14 x 1,25mm	9,5		3055115	BPMR7A	3055104R	RCJ-6Y			10
	DS 4000 - DS 4300 - DS 4310 - DS 4310 - DS 4500 DS 5300 - DS 5500 BOSS - DSF 4300 - DSF 4310 DSF 4500 - DSF 5300	19	M14 x 1,25mm	9,5		3055118	BPMR8Y					10
	DSH 400 - DSH 4000	19	M14 x 1,25mm	9,5	L8RTF			3055104R	RCJ-6Y			10
	STARK 25	19	M14 x 1,25mm	9,5		3055114	BPMR6A	3055101	RCJ-7Y			10
	STARK 2500	19	M14 x 1,25mm	9,5		3055118	BPMR8Y		RCJ-4			10
	DS 2700 - DS 2800 - DS2800 H DS 3000 - DS 3000 D - DS 3200	16	M10 x 1mm	9,5		3055120	CMR7A					10
	DS 220 - DS 240 - DS 2200 - DS 2400 - DS 2500	16	M10 x 1mm	12,7 *		3055112	CMR7H					10
Engines for: Lawnmowers Flail mowers Garden Tractors Transporters Rotary Tillers	DS 3500 - DS 3800 - DS 4200 - 8300 - 8350 8400 - 8510 - 8460 - 8530 - 8550 BOSS STARK 40 - 8355 - 8405 - 4410 BP DSF 4200 ERGO - 8465 - 8535 ERGO - 8410 STARK 37 - STARK 38 - STARK 42 - STARK 44 STARK 3700 - STARK 3800 - STARK 3810 STARK 4400 - STARK 4410 - EF 3600 - EF 4300	19	M14 x 1,25mm	19		3055115	BPMR7A	3055104R	RCJ-6Y			10
	B&S: 450 - 550 - 575EX - 675EXI 675IS - 750 - 800 - 850	16	M14 x 1,25mm	19				3055122	RC12YC			10
	HONDA: GCV 160 - GXV 160 - GCV 190 - GP 160 GX 160 - GX 200 - GX 270 - GX 340	21	M14 x 1,25mm	19				3055123	RN9YC			10
	EMAK: K40 - K50 - K55 - K60 - K500 - K600 K650 - K700 - K800 - K800HC - K800HT	21	M14 x 1,25mm	19				3055123	RN9YC			10
	EMAK: K1250AVD - K1450AVD - K1600AVD	16	M14 x 1,25mm	19				3055122	RC12YC			10
Water Pumps	MP 300 - MP 3000	19	M14 x 1,25mm	9,5		3055118	BPMR8Y		RCJ-4			10
	PA 1030 - PA 1040 - PA 1050 - PA 1100 - PC 1050 - C19/20	19	M14 x 1,25mm	9,5		3055114	BPMR6A	3055101	RCJ-7Y			10
Backpack Mistblowers	AT 2062	19	M14 x 1,25mm	9,5		3055114	BPMR6A	3055101	RCJ-7Y			10
	AT 800 - AT 8000	19	M14 x 1,25mm	9,5		3055115	BPMR7A	3055104R	RCJ-6Y			10
	AT 2050 - AT 2080 - AT 2090	19	M14 x 1,25mm	9,5		3055114	BPMR6A	3055101	RCJ-7Y			10
Backpack Sprayers	IS 2026	19	M14 x 1,25mm	9,5		3055115	BPMR7A	3055104R	RCJ-6Y			10
Wheelbarrow sprayers	IC 2050 - IC 2080	19	M14 x 1,25mm	9,5		3055114	BPMR6A	3055101	RCJ-7Y			10
Shakers	SO 2500 - SO 2500 L	19	M14 x 1,25mm	9,5		3055115	BPMR7A	3055104R	RCJ-6Y			10
	SO 5300 ERGO - SO 5500 ERGO	19	M14 x 1,25mm	9,5		3055114	BPMR6A	3055101	RCJ-7Y			10
Rotary Tillers	MZ 2050 RKS - MZ 2080 RKS MZ 2075 RK - MZ 2097 RK	21	M14 x 1,25mm	19				3055123	RN9YC			10
Earth Augers	TR 1585 R	19	M14 x 1,25mm	9,5		3055118	BPMR8Y		RCJ-4			10
	TR 1540 - TR 1551 - TR 1581	19	M14 x 1,25mm	9,5		3055114	BPMR6A	3055101	RCJ-7Y			10
Powercutters	TT 162 - TT 163 - TT 180 - TT 183	19	M14 x 1,25mm	9,5		3055118	BPMR8Y		RCJ-4			10

* Long thread Standard Compatible

Data and illustrations published in the catalogue are not binding where specifications of materials are concerned, given that these will always be subject to technical improvement. Technical specifications given in the catalogue are subject to change without notice, as also are directions relating to general use of the equipment.


Certain items are not available in all countries, or are available only on request.





Subject to modifications. Some models one available for certain markets only. - Mod. 3085520A - 2019



It's an **Emak S.p.A.** trademark
42011 Bagnolo in Piano (RE) Italy
www.myefco.com
You  www.youtube.com/MyEfco
 www.facebook.com/Efcoltalia
 www.instagram.com/Efcoltalia

